

Infant, Primary & Junior School Admissions

Information Booklet for 2025 Intake

Infant / Primary School Admissions for children born between 1st September 2020 and 31st August 2021

Junior School Admissions for children born between 1st September 2017 and 31st August 2018

WELCOME

This booklet will help guide you through the process of applying for a school place in Gloucestershire.

This booklet is only for parents and carers of children living in Gloucestershire. If you do not live in Gloucestershire you **must** apply to your home local authority, even if requesting a place in a Gloucestershire School.

CONTENTS

Admissions Information	Page 3
Oversubscription Criteria and Admission Policy for Community and Voluntary Controlled Schools	Pages 4 - 5
School Location Maps	Pages 6 - 9
Criteria Definitions	Page 10
A-Z of Schools	Page 11



Admission Information

Published Admission Number and Previous Applications

The Published Admission Number is the total number of pupils that the school can admit into Reception (or Year 3 for Junior Schools). We have also included for each school the total number of pupils in the school so you can gauge its size. The number of total preferences and first preferences will also help you to see how oversubscribed a school is, as this will tell you how many parents had named a school as one of their preferences on their application form and how many of these had placed it as their first preference.

Admission Policy

Admission policies are set by the Admission Authority for the school (the Local Authority for Community & Voluntary Controlled Schools and the Governing Body for Free, Trust, Foundation, Academies & Voluntary Aided Schools) and are applied for new children entering a school. We have included each school's admission policy so you are aware before applying for a school place. This will include whether the school has a supplementary information form that you may need to complete and how to obtain this. Each school's admission policy is available from www.gloucestershire.gov.uk/education-and-learning/school-admissions/ the school itself, or the school's website. The admission policy for all Community and Voluntary Controlled schools can be found on page 4.

Oversubscription Criteria

If a school receives more preferences than places available, the Admission Authority will place all children in the order in which they could be considered for a place. This will strictly follow the priority order of their oversubscription criteria.

Allocation day statistics are available at www.gloucestershire.gov.uk/education-and-learning/school-admissions/.

Oversubscription Criteria and Admission Policy

For Community and Voluntary Controlled Schools

Primary and Infant schools

Where applications for admission exceed the number of places available, the following criteria will be applied, in the order set out below, to decide which children to admit:

- * A 'looked after child' or a child who was previously looked after but immediately after being looked after became subject to an adoption; child arrangements order or special guardianship order. (See page 10 for definition)
- * Children who will have siblings attending the school at the time the applicant child is admitted. (See page 10 for definition)
- * Children with the strongest geographical claim, measured in a straight line from the ordnance survey address point of the child's home address (including flats) to the ordnance survey address point of the school, using the Local Authority's computerised measuring system, with those living closer to the school receiving the higher priority.

Where points 1 and 2 are oversubscribed, criterion 3 (strongest geographical claim based on straight line distance) will be used to determine which child is offered a place.

In the event of a tie between two or more children when applying criterion 3 (strongest geographical claim based on straight line distance) where there are not enough places available to offer all children a place at the school, a process of random allocation will be followed by the Local Authority.

This is a manual process which is overseen by an independent person from the Legal Services Team.



Junior schools

All Community and Voluntary Controlled junior schools use the following criteria to admit children into Year 3:

Where applications for admission exceed the number of places available, the following criteria will be applied, in the order set out below, to decide which children to admit:

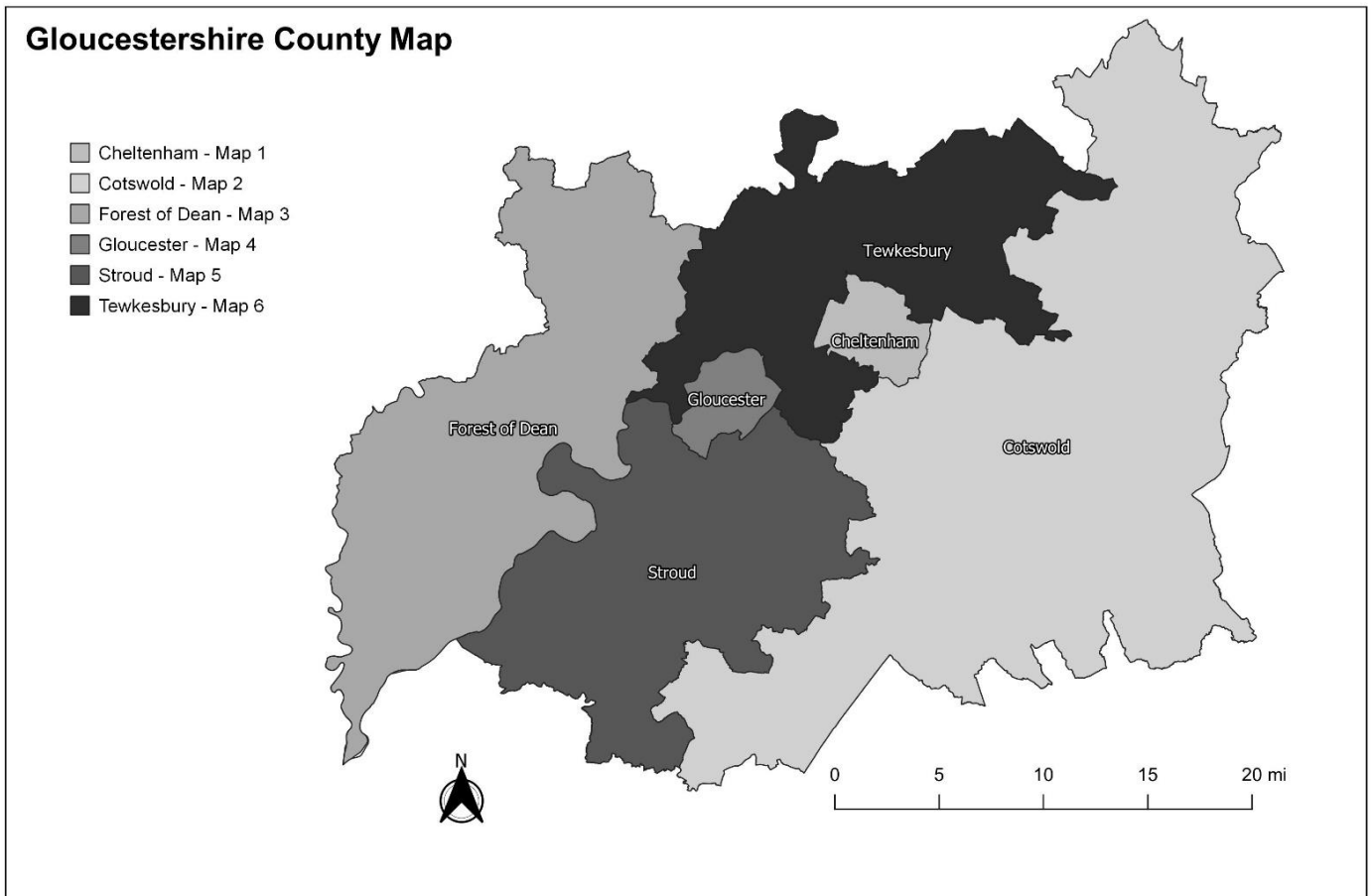
- * A 'looked after child' or a child who was previously looked after but immediately after being looked after became subject to an adoption; child arrangements order or special guardianship order. (See page 10 for definition)
- * In the case of companion infant and junior schools, priority will be given to pupils attending the companion infant school.
- * Children who will have siblings attending the school at the time the applicant child is admitted.
- * Children who will have siblings attending the companion infant school at the time the applicant child is admitted. (See page 10 for definition)
- * Children with the strongest geographical claim, measured in a straight line from the ordnance survey point of the child's home to an ordnance survey point of the school/academy, using the Local Authority's computerised measuring system, with those living closer to the school receiving the higher priority.

Where any particular category at points 1-4 above is oversubscribed, criterion 5 (strongest geographical claim based on straight line distance) will be used to determine which child is offered a place.

In the event of a tie between two or more children when applying criterion 5 (strongest geographical claim based on straight line distance) where there are not enough places available to offer all children a place at the school, a process of random allocation will be followed by the Local Authority. This is a manual process which is overseen by an independent person from the Legal Services Team.

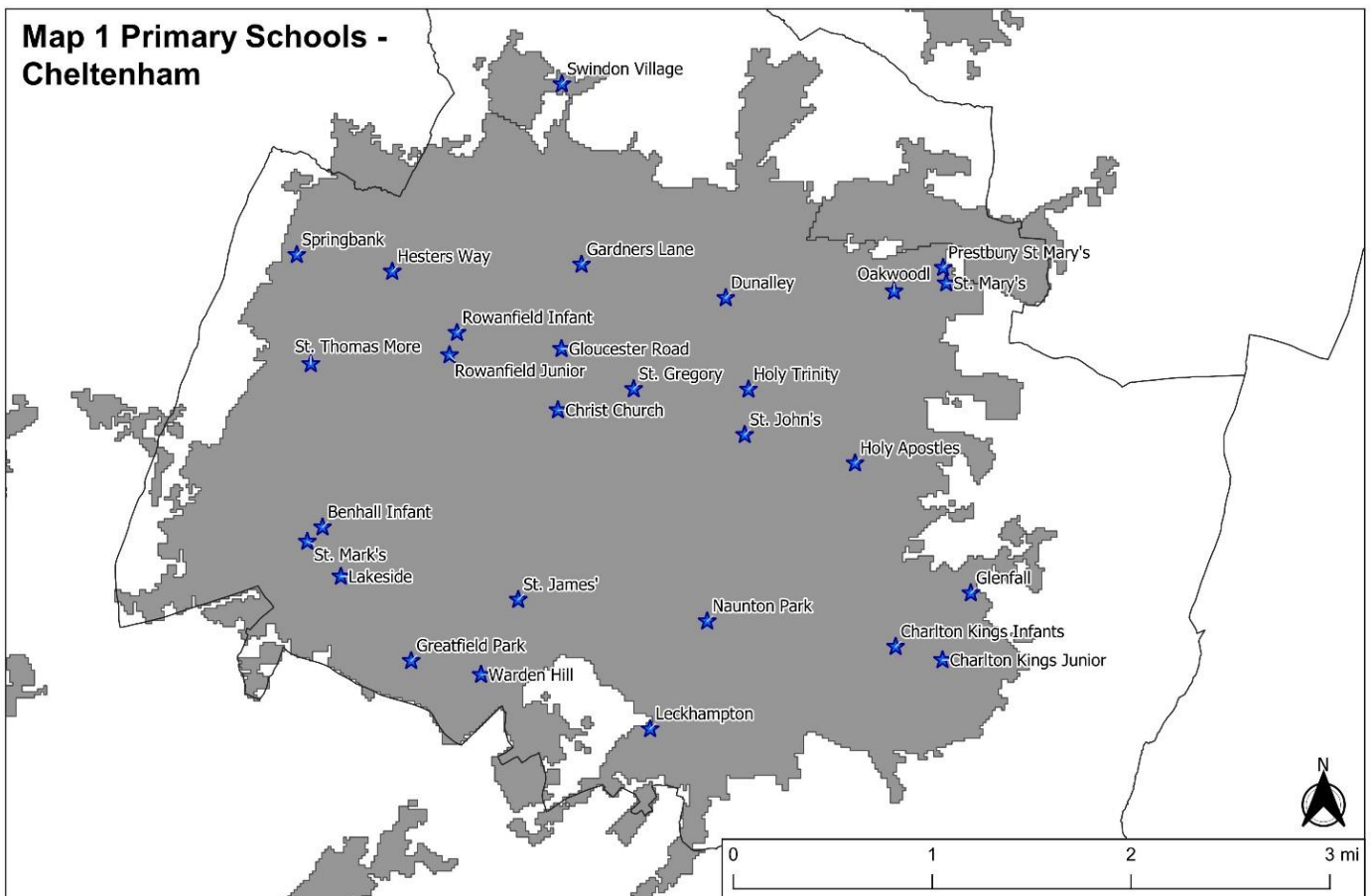


School Location Maps



© Crown Copyright and database rights 2023. Ordnance Survey AC0000850000
 You are not permitted to copy, sub-license, distribute or sell any of this data to third parties in any form

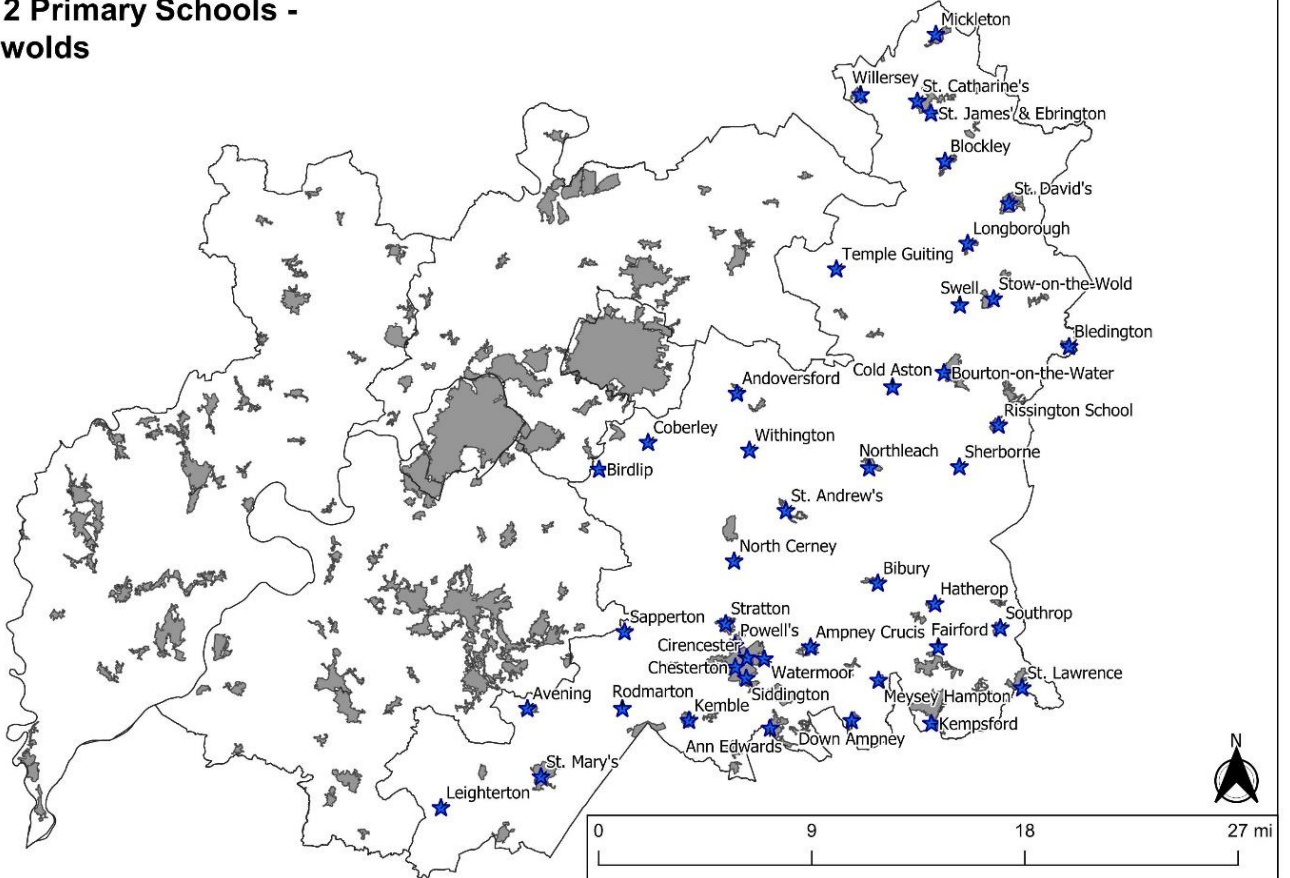
Scale: 1:362,767.811918



© Crown Copyright and database rights 2023. Ordnance Survey AC0000850000
 You are not permitted to copy, sub-license, distribute or sell any of this data to third parties in any form

Scale: 1:38,000

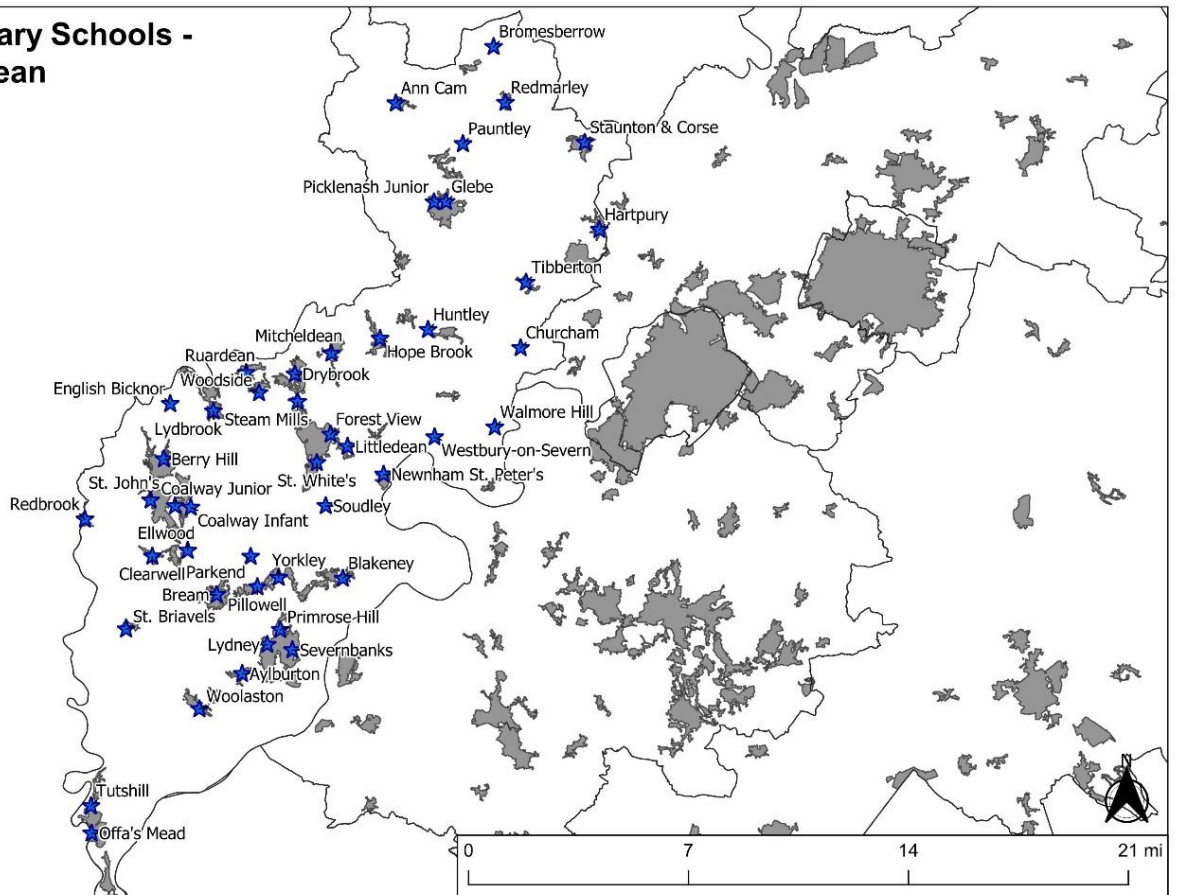
Map 2 Primary Schools - Cotswolds



© Crown Copyright and database rights 2023, Ordnance Survey AC0000850000
 You are not permitted to copy, sub-license, distribute or sell any of this data to third parties in any form

Scale: 1:320,000

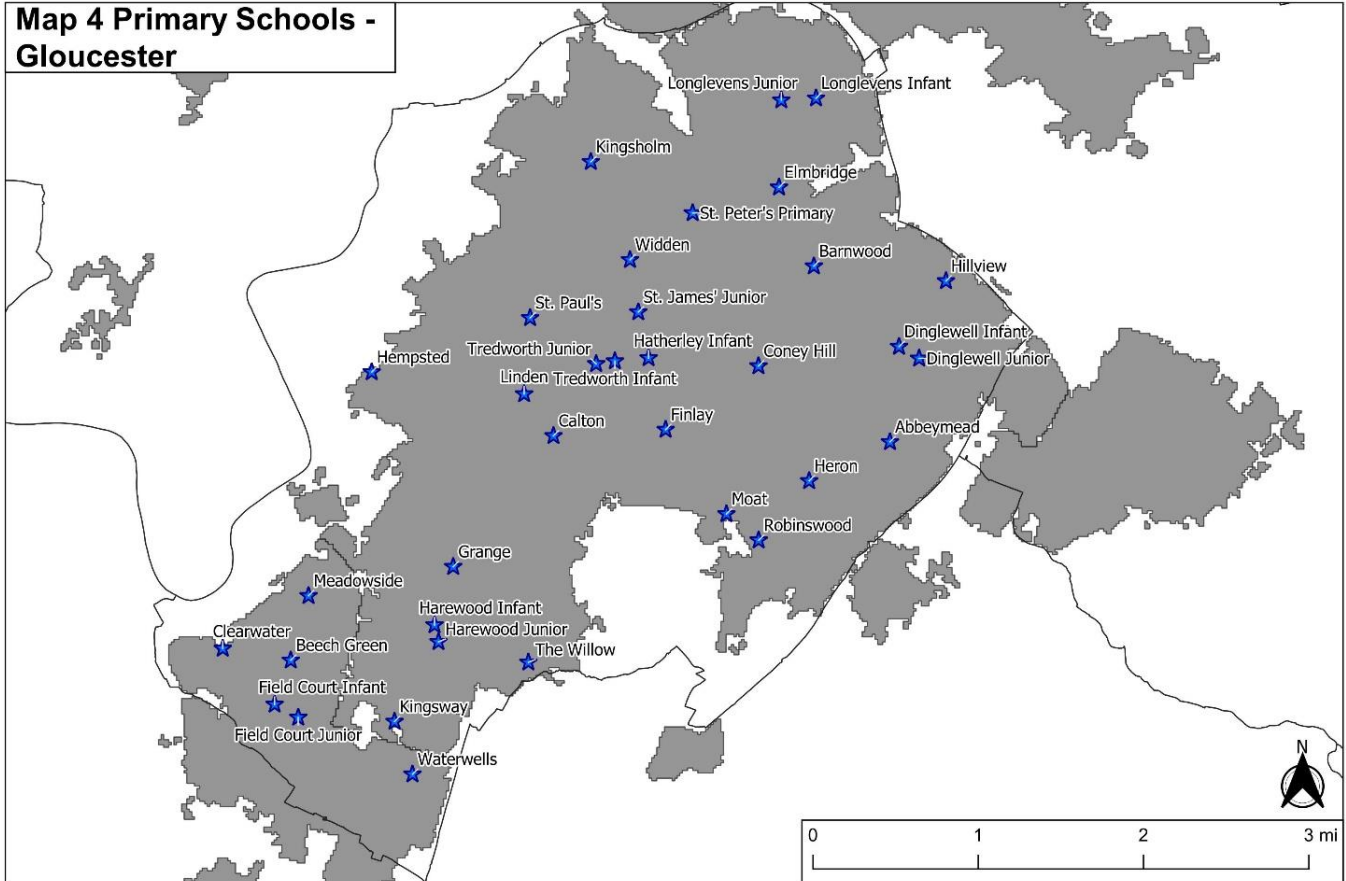
Map 3 Primary Schools - Forest of Dean



© Crown Copyright and database rights 2023, Ordnance Survey AC0000850000
 You are not permitted to copy, sub-license, distribute or sell any of this data to third parties in any form

Scale: 1:240,000

Map 4 Primary Schools - Gloucester

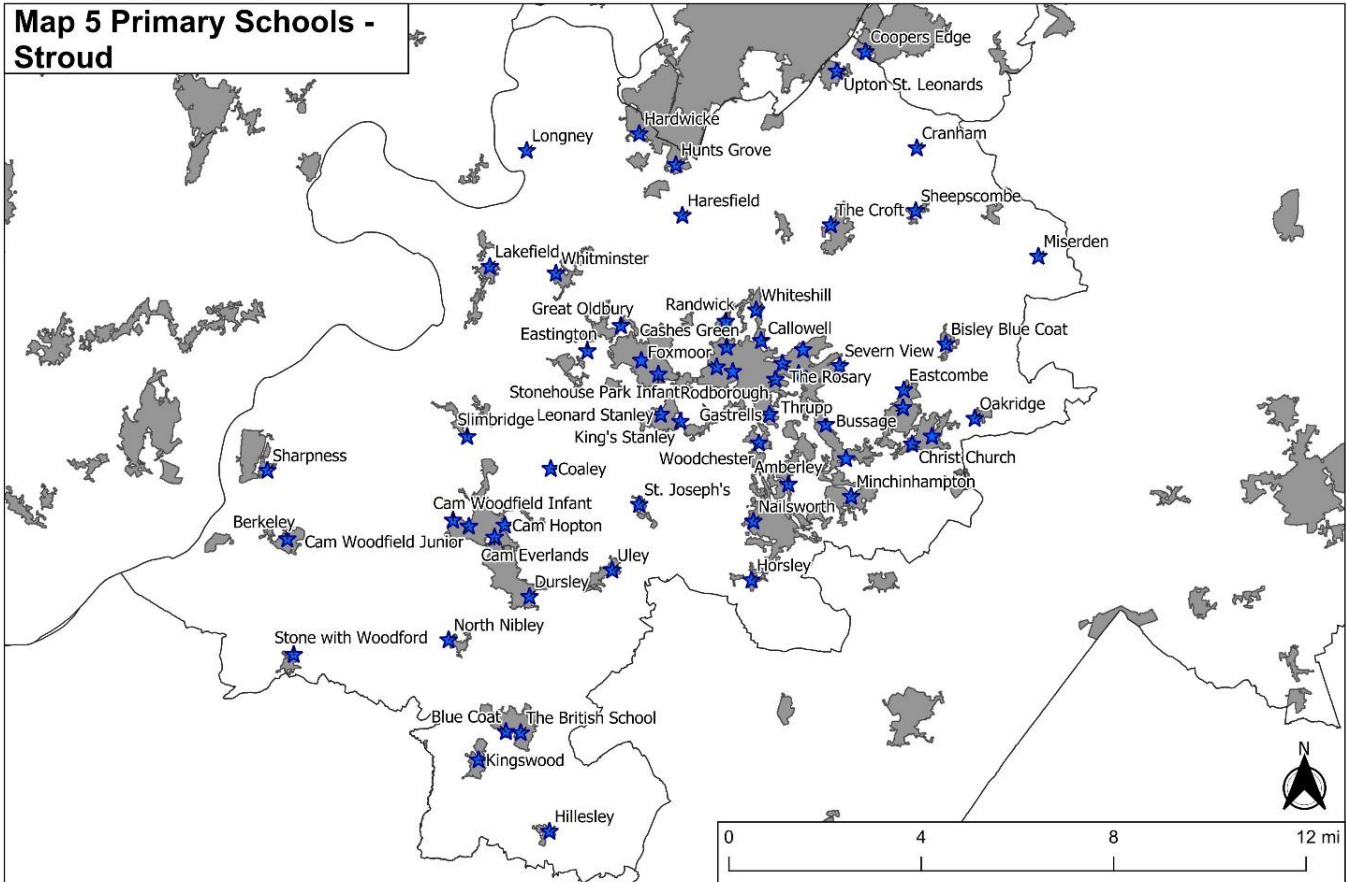


© Crown Copyright and database rights 2023, Ordnance Survey AC0000850000

You are not permitted to copy, sub-license, distribute or sell any of this data to third parties in any form

Scale: 1:45,000

Map 5 Primary Schools - Stroud

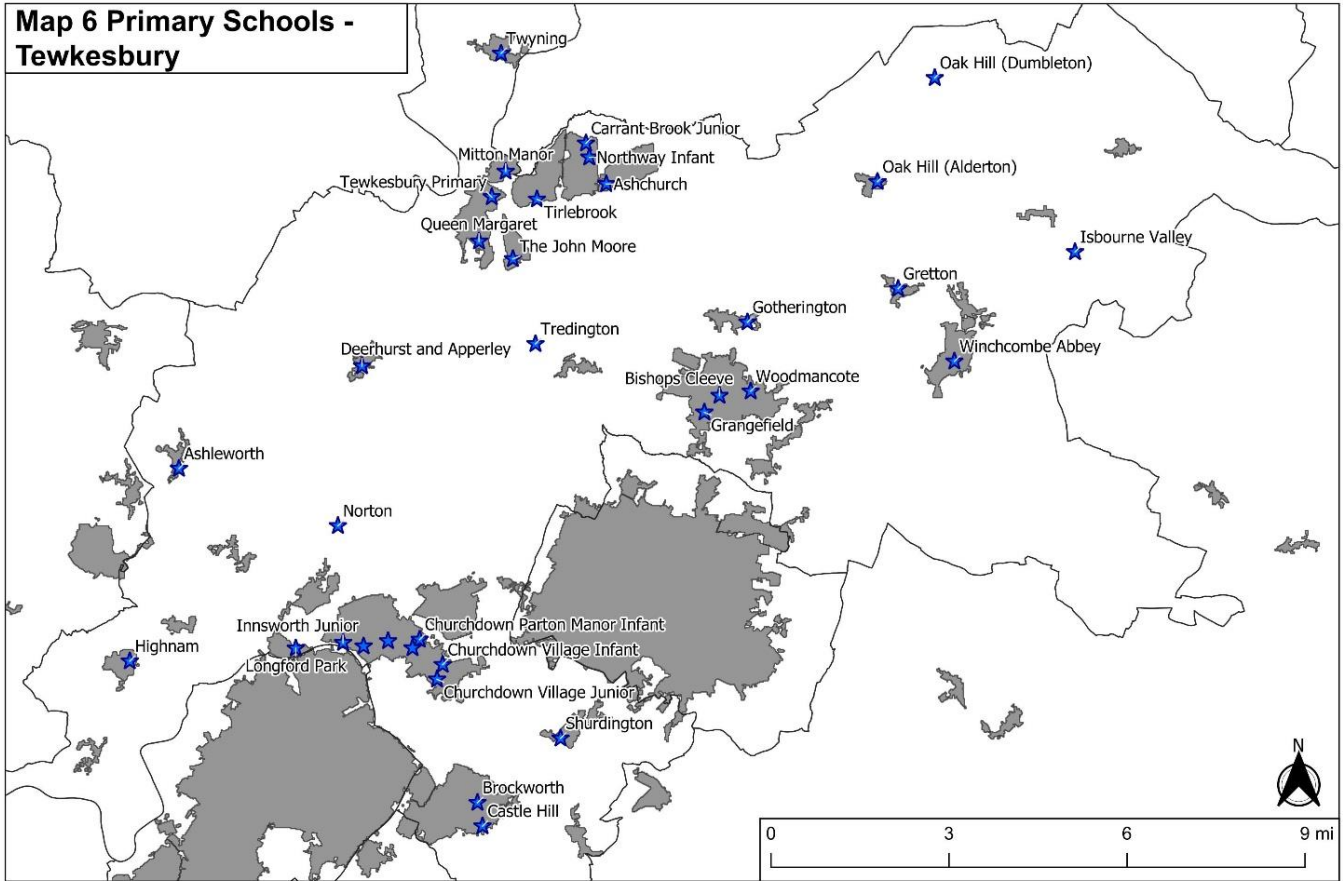


© Crown Copyright and database rights 2023, Ordnance Survey AC0000850000

You are not permitted to copy, sub-license, distribute or sell any of this data to third parties in any form

Scale: 1:155,000

**Map 6 Primary Schools -
Tewkesbury**



© Crown Copyright and database rights 2023, Ordnance Survey AC0000850000

Scale: 1:125,000

You are not permitted to copy, sub-license, distribute or sell any of this data to third parties in any form

Criteria Definitions

Looked After Children / Previously Looked After Children

A 'looked after child' (1) or a child who was previously looked after but immediately after being looked after became subject to an adoption (2) child arrangements order (residency order) (3) or special guardianship order (4).

- (1) *A 'looked after child' is a child who is (a) in the care of a local authority, or (b) being provided with accommodation by a local authority in the exercise of their social services functions (see the definition in Section 22(1) of the Children Act 1989) at the time of making an application to a school. In Gloucestershire, such children are referred to as Children in Care.*
- (2) *This includes children who were adopted under the Adoption Act 1976 (see Adoption Act, Section 12, Adoption Orders), children who were adopted under the Adoption and Children's Act 2002 (see Adoption and Children's Act, Section 46, Adoption Orders) and children who appear (to the admission authority) to have been in state care outside of England and ceased to be in state care as a result of being adopted*
- (3) *Under the provisions of s.12 of the Children and Families Act 2014, which amend section 8 of the Children Act 1989, residence orders have now been replaced by child arrangements orders.*
- (4) *See Section 14A of the Children Act 1989 which defines a 'special guardianship order' as an order appointing one or more individuals to be a child's special guardian (or special guardians).*

Sibling

Unless otherwise stated in the individual school criteria sibling refers to brother or sister, half brother or sister, adopted brother or sister, step brother or sister, or the child of the parent/carer's partner as well as children who are brought together as a family by a same sex civil partnership. In every case, the child must be living in the same family unit at the same address. The older child must be continuing to attend when the younger child is admitted.

In the case of infant schools unless otherwise stated in the school criteria a sibling connection is also established if an older child will be or is already attending the companion junior school.

A-Z of Schools

Abbeymead Primary School

Telephone: 01452 371710

Email: secretary@abbeymead.gloucs.sch.uk

Website: www.abbeymead.gloucs.sch.uk

Address: Mead Road, Abbeymead, Gloucester GL4 5YS

Category of School:	Primary
Status of School:	Community
Age Range:	4-11
Published Admission Number:	60
No. of pupils on roll Jan 2024:	420
Total No. of Preferences for Sept 2024:	233
No. of 1 st Preferences for Sept 2024:	89

Admissions Policy

1. Looked after children or previously looked after children.
2. Siblings.
3. Home to school distance (measured in a straight line).

Amberley Parochial School

Telephone: 01453 873349

Email: admin@amberley.gloucs.sch.uk

Website: www.amberleyschool.co.uk

Address: Culver Hill, Amberley, Stroud, Gloucestershire GL5 5JG

Category of School:	Primary
Status of School:	Academy
Age Range:	4-11
Published Admission Number:	15
No. of pupils on roll Jan 2024:	97
Total No. of Preferences for Sept 2024:	46
No. of 1 st Preferences for Sept 2024:	24

Admissions Policy

1. Looked after children or previously looked after children.
2. Children who have siblings attending the school and who will continue to do so when the younger child is admitted. For this purpose, sibling refers to brother or sister, half brother or sister, adopted brother or sister, step brother or sister, or the child of the parent/carer's partner as well as children who are brought together as a family by a same sex civil partnership. In every case, the child must be living in the same family unit at the same address, at the time of application.
Where a child lives with both parents on a 50/50 (equal) basis, both parents must agree and confirm the pupil's address, which must be the same address as the preference school has registered for the sibling connection to apply. The parents' agreement and application must be made before the closing dates in order for the sibling connection to apply.
3. Children who have a parent who is a member of staff at the school and who will continue to do so when the child joins the school roll. A child is defined as a son or daughter, step son or daughter, adopted son or daughter or the child of the parent/carer's partner, and in every case, the child must be living in the same family unit at the same address. A member of staff is defined as anyone who is employed at the school. Priority will be given to children of staff in either or both of the following circumstances: a) where the member of staff has been employed at the school for two or more years at the time at which the application for admission to the school is made; and/or b) the member of staff is recruited to fill a vacant post at the school for which there is a demonstrable skill shortage*
4. Children with the strongest geographical claim, measured in a straight line from the Ordnance Survey address point of the child's home address (including flats) to the Ordnance Survey address point of the school, using the Local Authority's computerised measuring system, with those living closer to the school receiving the higher priority.

*At first Board of Trustees meeting of each academic year, the Trust Board will receive information from the CEO about the current subject or skills shortage for the school.

Where any particular category at points 1-3 above is oversubscribed, criterion 4 (strongest geographical claim based on straight line distance) will be used to determine which child is offered a place.

In the event of a tie between two or more children when applying criterion 4 (strongest geographical claim based on straight line distance) where there are not enough places available to offer all children a place at the school, a process of random allocation will be followed by the DGAT. This will be in the form of a manual process which is overseen by an independent person from the Trust Board or its delegated authority. Where twins or children from multiple births are part of a random allocation process they will be considered as one applicant.

Ampney Crucis C of E Primary School

Telephone: 01285 851440

Email: admin@ampneycrucis.gloucs.sch.uk

Website: www.ampneycrucis.gloucs.sch.uk

Address: School Lane, Ampney Crucis, GL7 5SD

Category of School:	Primary
Status of School:	Voluntary Aided
Age Range:	4-11
Published Admission Number:	15
No. of pupils on roll Jan 2024:	93
Total No. of Preferences for Sept 2024:	61
No. of 1 st Preferences for Sept 2024:	23

Admissions Policy

1. Looked after children or previously looked after children.
2. Children who have a sibling attending the school and who will continue to do so when the younger child is admitted.
3. Children of families living in the ecclesiastical parishes of Ampney Crucis, Ampney St. Peter, and Ampney St. Mary, Driffield, Harnhill and Poulton, Barnsley, and Down Ampney. For more information on the parishes please see the Parish website: <http://ampney.info/vicar/Home.html>
4. Children of families whose parents are active members of a local Church of England church in the above parishes, but who do not live in the above parishes. We define a family (a parent and child) to be active members of the church if the family attends church at least 6 times a year. A letter of support from the minister will be required.
5. Children of families whose parents are active members of a local church that is a member of Churches Together in England, in the above parishes, but who do not live in the above parishes. We define a family to be active members of the church if the family attends church at least 6 times a year. A letter of support from the minister will be required.
6. Children of families who live outside the above parishes.

In the event of over-subscription in any of the categories above, places will be offered to children with the strongest geographical claim, measured in a straight line from the ordnance survey point of the child's home address (including flats) to the ordnance point of the school, using the Local authority's computerised measuring system, with those living closer to the school receiving higher priority.

Tie-Break Situation

Where any particular category at points 1-6 is over-subscribed, criterion 7 (strongest geographical claim based on straight line distance) will be used to determine which child will be offered a place.

In the event of a tie between two or more children when applying criterion 7 where there are not enough places available to offer all children a place at the school, a process of random allocation will be followed by the Governing Body.

Supplementary Form Required: See criteria 4 and 5 above.

Andoversford Primary School

Telephone: 01242 820407

Email: admin@andoversford.gloucs.sch.uk

Website: www.andoversford.gloucs.sch.uk

Address: Old Gloucester Road, Andoversford, Cheltenham, Glos GL54 4HR

Category of School:	Primary
Status of School:	Foundation
Age Range:	4-11
Published Admission Number:	15
No. of pupils on roll Jan 2024:	73
Total No. of Preferences for Sept 2024:	15
No. of 1 st Preferences for Sept 2024:	9

Admissions Policy

1. Looked after children or previously looked after children.
2. A child with one or more sibling already attending the school.
3. Geographical claim. Places will be allocated to children with the strongest geographical claim, measured in a straight line from the 'Ordnance Survey Point' of the children's home address to the 'Ordnance Survey Point' in the school. The measurement will be taken using the Local Authorities computerised measuring system, with those living closest to the school, receiving highest priority.

Ann Cam C of E Primary School

Telephone: 01531 890424

Email: admin@anncam.gloucs.sch.uk

Website: www.anncam.gloucs.sch.uk

Address: Bayfield Gardens, Dymock, Gloucestershire GL18 2BH

Category of School:	Primary
Status of School:	Academy
Age Range:	4-11
Published Admission Number:	15
No. of pupils on roll Jan 2024:	95
Total No. of Preferences for Sept 2024:	35
No. of 1 st Preferences for Sept 2024:	13

Admissions Policy

1. Looked after children or previously looked after children.
2. Children who will have siblings attending the school at the time the applicant child is admitted. For this purpose, sibling refers to brother or sister, half brother or sister, adopted brother or sister, step brother or sister, or the child of the parent/carer's partner as well as children who are brought together as a family by a same sex civil partnership. In every case, the child must be living in the same family unit at the same address, at the time of application. Where a child lives with both parents on a 50/50 (equal) basis, both parents must agree and confirm the pupil's address, which must be the same address as the preference school has registered for the sibling connection to apply. The parents' agreement and application must be made before the closing dates in order for the sibling connection to apply.
3. Children who have a parent who is a permanent member of staff at the Primary QuEST school (the school they would like their child to attend) and who will continue to do so when the child is admitted. A child is defined as a son or daughter, step son or daughter, adopted son or daughter or the child of the parent/carer's partner, and in every case, the child must be living in the same family unit at the same address.
4. Children with the strongest geographical claim, measured in a straight line from the Ordnance Survey address point of the child's home address (including flats) to the Ordnance Survey address point of the school, using the Local Authority's computerised measuring system, with those living closer to the school receiving the higher priority.

Where any particular category at points 1-3 above is oversubscribed, criterion 4 (strongest geographical claim based on straight line distance) will be used to determine which child is offered a place.

In the event of a tie between two or more children when applying criterion 4 (strongest geographical claim based on straight line distance) where there are not enough places available to offer all children a place at the school, a process of random allocation will be followed by Primary QuEST. This will be in the form of a manual process which is overseen by an independent person from the Trust Board or its delegated authority. Where twins or children from multiple births are part of a random allocation process they will be considered as one applicant.

Ann Edwards C of E Primary School

Telephone: 01285 860335
Email: admin@annedwardsprimary.co.uk
Website: www.annedwards.gloucs.sch.uk
Address: Berkeley Close, South Cerney, Glos, GL7 5UW

Category of School:	Primary
Status of School:	Voluntary Controlled
Age Range:	4-11
Published Admission Number:	30
No. of pupils on roll Jan 2024:	233
Total No. of Preferences for Sept 2024:	41
No. of 1 st Preferences for Sept 2024:	28

Admissions Policy

1. Looked after children or previously looked after children.
2. Siblings.
3. Home to school distance (measured in a straight line).

Ashchurch Primary School

Telephone: 01684 292376
Email: admin@ashchurch.gloucs.sch.uk
Website: www.ashchurchprimary.co.uk
Address: Ashchurch, Tewkesbury, Glos. GL20 8LA

Category of School:	Primary
Status of School:	Community
Age Range:	4-11
Published Admission Number:	21
No. of pupils on roll Jan 2024:	139
Total No. of Preferences for Sept 2024:	46
No. of 1 st Preferences for Sept 2024:	15

Admissions Policy

1. Looked after children or previously looked after children.
2. Siblings.
3. Home to school distance (measured in a straight line).

Ashleworth C of E Primary School

Telephone: 01452 700340
Email: admin@ashleworth.gloucs.sch.uk
Website: www.ashleworthprimaryschool.org
Address: The Green, Ashleworth, Gloucestershire, GL19 4HT

Category of School:	Primary
Status of School:	Voluntary Controlled
Age Range:	4-11
Published Admission Number:	8
No. of pupils on roll Jan 2024:	18
Total No. of Preferences for Sept 2024:	10
No. of 1 st Preferences for Sept 2024:	<5

Admissions Policy

1. Looked after children or previously looked after children.
2. Siblings.
3. Home to school distance (measured in a straight line).

Avening Primary School

Telephone: 01453 833191

Email: admin@avening.gloucs.sch.uk

Website: www.avening.gloucs.sch.uk

Address: High Street, Avening, Nr Tetbury, Glos. GL8 8NF

Category of School:	Primary
Status of School:	Academy
Age Range:	4-11
Published Admission Number:	16
No. of pupils on roll Jan 2024:	108
Total No. of Preferences for Sept 2024:	43
No. of 1 st Preferences for Sept 2024:	9

Admissions Policy

1. Looked after children or previously looked after children.
2. Children who will have siblings attending the school when the additional child is admitted.
3. Children with the strongest geographical claim, measured in a direct line from the 'Ordnance Survey Address Point' of the school, using the Local Authority's computerised measuring system, with those living closer to the school receiving the highest priority. Ease of access to the school or other schools will be taken into consideration.

In the event of over-subscription in any particular category, we will follow the procedure: 'Where any particular category points 1-2 are over-subscribed criterion 3 (strongest geographical claim based on straight line distance) will be used to determine which child will be offered a place. In the event of a tie between two or more children when applying criterion 3 (strongest geographical claim based on a straight line distance) where there are not enough places available to offer all children a place at the school, a process of random allocation will be followed by the Local Governing Body.

Aylburton C of E Primary School

Telephone: 01594 842426

Email: admin@aylburton.gloucs.sch.uk

Website: www.aylburtoncofe.co.uk

Address: Church Road, Aylburton, Lydney, Gloucestershire, GL15 6DB

Category of School:	Primary School
Status of School:	Academy
Age Range:	4-11
Published Admission Number:	10
No. of pupils on roll Jan 2024:	77
Total No. of Preferences for Sept 2024:	30
No. of 1 st Preferences for Sept 2024:	9

Admissions Policy

1. Looked after children or previously looked after children.
2. Children who have a sibling who will be attending Aylburton C of E Primary School at the time of reception admission.
3. Children with an authenticated medical reason for attending the school. Children for whom only this particular school is appropriate due to an exceptional medical condition. Applications will only be considered if supported by a written statement from the applicant's doctor which must demonstrate that there is a very specific connection between the medical need and the facilities or resources of the school. The final decision to accept a child under this category will be made by the Board of Trustees through consultation with relevant professionals where necessary.
4. Children of members of staff: (a) If the member of staff has been employed at Aylburton C of E Primary School for two or more years at the time the of the application being made, (b) if the member of staff is recruited to fill a vacant post of which there is a demonstrable skill shortage.

- Children with the strongest geographical claim in the year in which the child is to start school on the closing date for applications. The distance will be measured in a straight line from the ordnance survey point of the child's home address (including flats) to the ordnance survey point of the school. Those living the closest will receive the higher priority.

Where any particular category at points 1-4 above is oversubscribed, criterion 5 (the strongest geographical claim based on straight line distance) will be used to determine which child is offered a place.

In the event of a tie between two or more children, when applying criterion 5, the strongest geographical claim will be measured in a straight line from the ordnance survey point from the child's home address (including flats) to the ordnance survey address point of the school using the Local Authority's computerised measuring system with those living closer to the school receiving the higher priority.

Where there are not enough places available to offer all children a place at the school, a process of random allocation will be followed by English Bicknor & Aylburton Local Academy Committee. This process will be overseen by an independent person.

Supplementary Information Required: See criteria 3 above.

Barnwood C of E Primary School

Telephone: 01452 617135

Email: admin@barnwood.gloucs.sch.uk

Website: www.barnwoodprimary.co.uk

Address: Colin Road, Barnwood, Gloucester, GL4 3JP

Category of School:	Primary
Status of School:	Voluntary Aided
Age Range:	4-11
Published Admission Number:	30
No. of pupils on roll Jan 2024:	186
Total No. of Preferences for Sept 2024:	60
No. of 1st Preferences for Sept 2024:	13

Admissions Policy

- Looked after children or previously looked after children.
- Children who will have siblings attending the school at the time the applicant child is admitted.
- Children who attend St. Lawrence, Barnwood with at least one parent who, over at least two years prior to application for a place at the school, has been committed to the worshipping life of St. Lawrence Church, Barnwood. *
- Children living in the ecclesiastical Parish of Barnwood who attend with at least one parent, and who, over at least two years prior to application, has been committed to the worshipping life of another Church or Christian fellowship subscribing to the historic creeds. *
- Children with the strongest geographical claim, measured in a straight line from the ordnance survey address point of the child's home address (including flats) to the ordnance survey address point of the school, using the Local Authority's computerised measuring system, with those living closer to the school receiving the higher priority.

Where any particular category at points 1-4 above is oversubscribed, criterion 5 (strongest geographical claim based on straight line distance) will be used to determine which child is offered a place.

In the event of a tie between two or more children when applying criterion 5 (strongest geographical claim based on straight line distance) where there are not enough places available to offer all children a place at the school, a process of random allocation will be followed by the Local Authority. This will be in the form of a manual process which is overseen by an independent person from the Council's Legal Services. Where twins or children from multiple births are part of a random allocation process, they will be considered as one applicant.

For criteria 3 and 4 parents should submit the relevant form signed by their Vicar or Minister (and previous Minister if new to the area). The form will need to clearly state whether or not the parents fulfil the criteria for Church commitment. By 'committed to the worshipping life' of the Church the Governors mean attendance should be at least once a month over a period of two years prior to application.

*In the event that during the period specified for attendance at worship the church [or, in relation to those of other faiths, relevant place of worship] has been closed for public worship and has not provided alternative premises for that worship, the requirements of these [admissions] arrangements in relation to attendance will only apply to the period when the church [or in relation to those of other faiths, relevant place of worship] or alternative premises have been available for public worship.)

Barnwood Parish This is a clearly defined ecclesiastical area. Please use A Church Near You to view our parish boundary <https://www.achurchnearyou.com/> (Enter your postcode, and it will tell you which Parish you are in, together with a map of the relevant parish boundaries)

Supplementary Form Required:	Yes - see criteria 3 and 4
Available from:	School Office or School Website
Date to be returned:	15 January 2025
Where to be returned:	School Office by email or paper copy

Beech Green Primary School

Telephone: 01452 722363
Email: admin@beechgreen.gloucs.sch.uk
Website: www.beechgreenprimary.co.uk
Address: St James', Quedgeley, Gloucester GL2 4WD

Category of School:	Primary
Status of School:	Community
Age Range:	4-11
Published Admission Number:	45
No. of pupils on roll Jan 2024:	361
Total No. of Preferences for Sept 2024:	166
No. of 1st Preferences for Sept 2024:	45

Admissions Policy

1. Looked after children or previously looked after children.
2. Siblings.
3. Home to school distance (measured in a straight line).

Benhall Infant School

Telephone: 01242 234717
Email: admin@benhall.gloucs.sch.uk
Website: www.benhallinfantschool.co.uk
Address: Robert Burns Avenue, Cheltenham, Glos. GL51 6PS

Category of School:	Infant
Status of School:	Community
Age Range:	4-7
Published Admission Number:	60
No. of pupils on roll Jan 2024:	176
Total No. of Preferences for Sept 2024:	152
No. of 1st Preferences for Sept 2024:	61

Admissions Policy

1. Looked after children or previously looked after children.
2. Siblings.
3. Home to school distance (measured in a straight line).

Berkeley Primary School

Telephone: 01453 810254

Email: admin@berkeley.gloucs.sch.uk

Website: www.berkeleyprimary.org.uk

Address: Marybrook Street, Berkeley, Gloucestershire, GL13 9AZ

Category of School:	Primary School
Status of School:	Academy
Age Range:	4-11
Published Admission Number:	30
No. of pupils on roll Jan 2024:	201
Total No. of Preferences for Sept 2024:	33
No. of 1 st Preferences for Sept 2024:	17

Admissions Policy

1. Looked after children or previously looked after children.
2. Children who have a sibling attending the School and who will continue to do so when the younger child is admitted. (Definition of sibling: a brother or sister, half brother or sister, adopted brother or sister, stepbrother or sister, or the child of the parent's /carer's partner, and in every case, the child must be living in the same family unit at the same address. Where a child spends equal amounts of time at more than one address, the address at which the child is registered for purposes of child benefit will be taken as the place where the child resides).
3. Children with staff at the School. a) Where the member of staff has been employed at the School for two or more years at the time at which the application for admission to the School is made, and/or b) The member of staff is recruited to fill a vacant post at the School for which there is a demonstrable skill shortage.
4. Children with the strongest geographical claim, measured in a straight line from the Ordnance Survey Address Point of the child's home address (including flats) to the Ordnance Survey point of the school, using the Local Authority's computerised measuring system, with those living closer to the School receiving the higher priority.

Where any category at points 1-4 above is over-subscribed, Criterion 4 (strongest geographical claim based on straight line distance) will be used to determine which child is offered a place. In the event of a tie between two or more children when applying Criterion 4 (strongest geographical claim based on straight line distance) where there are not enough places available to offer all children a place at the school, a process of random allocation. This will be carried out by an independent person.

Berry Hill Primary School

Telephone: 01594 832262

Email: admin@berryhill.gloucs.sch.uk

Website: www.berryhill.gloucs.sch.uk

Address: Nine Wells Road, Berry Hill, Coleford, Gloucestershire, GL16 7AT

Category of School:	Primary School
Status of School:	Foundation
Age Range:	4-11
Published Admission Number:	30
No. of pupils on roll Jan 2024:	196
Total No. of Preferences for Sept 2024:	39
No. of 1 st Preferences for Sept 2024:	27

Admissions Policy

1. Highest priority will be given to looked-after children and all previously looked-after children who apply for a place at the school.
2. Priority will next be given to children with siblings at the school. Siblings include step siblings, foster siblings, adopted siblings and other children living permanently at the same address. Priority will not be given to children with siblings who are former pupils of the school.
3. Children with the strongest geographical claim, measured in a straight line from the Ordnance Survey address point of the child's home address (including flats) to the Ordnance Survey address point of the school, using the Local Authority's computerised measuring system, with those living closer to the

school receiving the higher priority. Measuring distances are used with Ordnance Survey Points not centre points or front door/gates etc.

- Priority will next be given to children of staff at the school, in either of the following circumstances: a) The member of staff has been employed at the school for 2 or more years at the time at which the application for admission to the school is made, or b) The member of staff is recruited to fill a vacant post for which there is a demonstrable skill shortage.

In the case of 2 or more applications that cannot be separated by the oversubscription criteria outlined above, the school will use the distance between the school and a child's home as a tie breaker to decide between applicants. Priority will be given to children who live closest to the school.

Distance will be measured in a straight line from the child's home address to the school's front gates on Nine Wells Road. A child's home address will be considered to be where they are resident for the majority of nights in a normal school week.

Where the distance between 2 children's homes and the school is the same, random allocation will be used to decide between them. This process will be independently verified. Numbers will be assigned to pupils then drawn from an electronic randomizer.

Bibury C of E Primary School

Telephone: 01285 740268

Email: admin@bibury.dgat.org.uk

Website: www.bibury.gloucs.sch.uk

Address: Church Road, Bibury, Glos. GL7 5NR

Category of School:	Primary
Status of School:	Academy
Age Range:	4-11
Published Admission Number:	7
No. of pupils on roll Jan 2024:	25
Total No. of Preferences for Sept 2024:	5
No. of 1 st Preferences for Sept 2024:	<5

Admissions Policy

- Looked after children or previously looked after children.
- Children who will have siblings attending the school at the time the applicant child is admitted. For this purpose, sibling refers to brother or sister, half brother or sister, adopted brother or sister, step brother or sister, or the child of the parent/carer's partner as well as children who are brought together as a family by a same sex civil partnership. In every case, the child must be living in the same family unit at the same address, at the time of application.
Where a child lives with both parents on a 50/50 (equal) basis, both parents must agree and confirm the pupil's address, which must be the same address as the preference school has registered for the sibling connection to apply. The parents' agreement and application must be made before the closing dates in order for the sibling connection to apply.
- Children who have a parent who is a member of staff at the school and who will continue to do so when the child joins the school roll. A child is defined as a son or daughter, step son or daughter, adopted son or daughter or the child of the parent/carer's partner, and in every case, the child must be living in the same family unit at the same address. A member of staff is defined as anyone who is employed at the school. Priority will be given to children of staff in either or both of the following circumstances: a) where the member of staff has been employed at the school for two or more years at the time at which the application for admission to the school is made; and/or b) the member of staff is recruited to fill a vacant post at the school for which there is a demonstrable skill shortage*
- Children with the strongest geographical claim, measured in a straight line from the Ordnance Survey address point of the child's home address (including flats) to the Ordnance Survey address point of the school, using the Local Authority's computerised measuring system, with those living closer to the school receiving the higher priority.

*At first Board of Trustees meeting of each academic year, the Trust Board will receive information from the CEO about the current subject or skills shortage for the school.

Where any particular category at points 1-3 above is oversubscribed, criterion 4 (strongest geographical claim based on straight line distance) will be used to determine which child is offered a place.

In the event of a tie between two or more children when applying criterion 4 (strongest geographical claim based on straight line distance) where there are not enough places available to offer all children a place at the school, a process of random allocation will be followed by the DGAT. This will be in the form of a manual process which is overseen by an independent person from the Trust Board or its delegated authority. Where twins or children from multiple births are part of a random allocation process they will be considered as one applicant.

Birdlip Primary School

Telephone: 01452 862331

Email: admin@birdlip.gloucs.sch.uk

Website: www.birdlipprimary.co.uk

Address: Birdlip, Gloucestershire, GL4 8JH

Category of School:	Primary
Status of School:	Community
Age Range:	4-11
Published Admission Number:	15
No. of pupils on roll Jan 2024:	100
Total No. of Preferences for Sept 2024:	40
No. of 1 st Preferences for Sept 2024:	16

Admissions Policy

1. Looked after children or previously looked after children.
2. Siblings.
3. Home to school distance (measured in a straight line).

Bishop's Cleeve Primary Academy

Telephone: 01242 673814

Email: admin.bcpa@glatrust.org.uk

Website: www.bishopscleeve.gloucs.sch.uk

Address: Tobyfield Road, Bishop's Cleeve, Gloucestershire GL52 8NN

Category of School:	Primary School
Status of School:	Academy
Age Range:	4-11
Published Admission Number:	90
No. of pupils on roll Jan 2024:	615
Total No. of Preferences for Sept 2024:	144
No. of 1 st Preferences for Sept 2024:	56

Admissions Policy

1. Looked after children or previously looked after children.
2. Children with a sibling attending the Academy at the time the applicant child is admitted.
3. Children with the strongest geographical claim, measured in a straight line from the ordnance survey address point of the child's home address (including flats) to the ordnance survey address point of the Academy, using the Local Authority's computerised measuring system, with those living closer to the Academy receiving the higher priority.

Sibling Definition - The admission criteria for GLA Schools offers a higher priority for children with siblings who will be attending the school (or the companion junior/ infant school where available) when the applicant child is admitted. For this purpose, sibling refers to brother or sister, half brother or sister, adopted brother or sister, step brother or sister, or the child of the parent/carer's partner as well as children who are brought together as a family by a same sex civil partnership. In every case, the child must be living in the same family unit at the same address, at the time of application

Where a child lives with both parents on a 50/50 (equal) basis, both parents must agree and confirm the pupil's address, which must be the same address as the preference school has registered for the sibling connection to apply. The parents' agreement and application must be made before the closing dates in order for the sibling connection to apply.

Where any particular category at points 1-2 above is oversubscribed, criterion 3 (strongest geographical claim based on straight line distance) will be used to determine which child is offered a place.

In the event of a tie between two or more children when applying criterion 3 (strongest geographical claim based on straight line distance) where there are not enough places available to offer all children a place at the school, a process of random allocation will be followed by the GLA. This will be in the form of a manual process which is overseen by an independent person from the Trust Board. Where twins or children from multiple births are part of a random allocation process, they will be considered as one applicant.

Bisley Blue Coat C of E Primary

Telephone: 01452 770251

Email: admin@bisleybluecoat.gloucs.sch.uk

Website: www.bisleybluecoat.gloucs.sch.uk

Address: School Road, Bisley, Gloucestershire. GL6 7BE

Category of School:	Primary
Status of School:	Voluntary Controlled
Age Range:	4-11
Published Admission Number:	12
No. of pupils on roll Jan 2024:	54
Total No. of Preferences for Sept 2024:	17
No. of 1 st Preferences for Sept 2024:	<5

Admissions Policy

1. Looked after children or previously looked after children.
2. Siblings.
3. Home to school distance (measured in a straight line).

Blakeney Primary School

Telephone: 01594 510270

Email: admin@blakeney.gloucs.sch.uk

Website: www.blakeney.school.co.uk

Address: High Street, Blakeney, Glos. GL15 4EB

Category of School:	Primary
Status of School:	Community
Age Range:	5-11
Published Admission Number:	12
No. of pupils on roll Jan 2024:	86
Total No. of Preferences for Sept 2024:	23
No. of 1 st Preferences for Sept 2024:	10

Admissions Policy

1. Looked after children or previously looked after children.
2. Siblings.
3. Home to school distance (measured in a straight line).

Bledington Primary School

Telephone: 01608 658388

Email: admin@bledington.gloucs.sch.uk

Website: www.bledington.gloucs.sch.uk

Address: Old Burford Road, Bledington, Chipping Norton OX7 6US

Category of School:	Primary
Status of School:	Community
Age Range:	4-11
Published Admission Number:	14
No. of pupils on roll Jan 2024:	80

Total No. of Preferences for Sept 2024:	38
No. of 1st Preferences for Sept 2024:	8

Admissions Policy

1. Looked after children or previously looked after children.
2. Siblings.
3. Home to school distance (measured in a straight line).

Blockley C of E Primary School

Telephone: 01386 700567

Email: admin@blockleyschool.gloucs.sch.uk

Website: www.blockleyprimaryschool.co.uk

Address: Park Road, Blockley, Moreton-in-Marsh, Gloucestershire, GL56 9BY

Category of School:	Primary School
Status of School:	Academy
Age Range:	4-11
Published Admission Number:	20
No. of pupils on roll Jan 2024:	142
Total No. of Preferences for Sept 2024:	40
No. of 1st Preferences for Sept 2024:	19

Admissions Policy

1. Looked after children or previously looked after children.
2. Children living in the priority catchment area normally served by the school whose sibling is attending the school and who will continue to do so when the younger child is admitted.
3. Children living in the catchment area normally served by the school, with the strongest geographical claim, measured in a direct line. In the event of over subscription in any of the above criteria then the strongest geographical claim measured in a straight line from Ordnance Survey point of the child's home address to the Ordnance Survey point of Blockley Church of England Primary School Foyer using a computerised measuring system, with those living closest to the school receiving the higher priority.
4. Children of full or part time salaried members of staff who have been employed at Blockley Educational Academy for two years or more at the time of the application for admission, and/or children of a member of staff recruited to fill a vacant post for which there is a demonstrable skill shortage.
5. Children living out of the catchment area normally served by the school whose siblings is attending the school and who will continue to do so when the younger child is admitted
6. Children living out of the catchment area normally served by the school, with the strongest geographical claim, measured in a direct line.

Over-subscription for those fulfilling the admissions criteria (i.e. sibling or living in catchment area.) In the event of over-subscription, in any category, places will be awarded to those with the strongest geographical claim - this will be used as a tie-break. Where two or more applicants are received from children living the same distance away for one final place, the school will make the final decision by lottery.

The catchment area covers the settlements of Adlestrop, Aston Magna, Aston-sub-edge, Batsford, Bledington, Blockley, Broadwell, Broad Campden, Bourton-on-the-Hill, Chipping Campden, Condicote, Dorn, Donnington, Draycott, Ebrington, Evenlode, Longborough, Oddington Mickleton, Moreton-in-Marsh, Paxford, Saintbury, Sezincote, Snowhill, Todenham, Weston-sub-edge and Willersey. These parishes are in priority catchment area 1.

Blue Coat C of E Primary School

Telephone: 01453 525020

Email: admin@bluecoat.gloucs.sch.uk

Website: www.bluecoatprimary.com

Address: Symn Lane, Wotton-under-Edge, Gloucestershire, GL12 7BD

Category of School:	Primary School
Status of School:	Voluntary Aided
Age Range:	4-11

Published Admission Number:	45
No. of pupils on roll Jan 2024:	314
Total No. of Preferences for Sept 2024:	71
No. of 1st Preferences for Sept 2024:	39

Admissions Policy

1. Looked after children or previously looked after children.
2. Children for whom only this particular school is appropriate due to an exceptional medical condition. Applications under this criterion will only be considered if they are supported by a written statement from the child's doctor. This must demonstrate that there is a very specific connection between the medical need and the facilities or resources of the school.
3. Children who have a sibling attending the School and who will continue to do so when the younger child is admitted. The Local Authority definition of a sibling, adopted by the Blue Coat Church of England Primary School, reads a "brother or sister, half brother or sister, adopted brother or sister, step brother or sister, or the child of the parent/carer's partner as well as children who are brought together as a family by a same sex civil partnership. In every case, the child must be living in the same family unit at the same address, at the time of application.
Where a child lives with both parents on a 50/50 (equal) basis, or if a child's parents live at a separate address, the school will request that the parents agree on which address is to be used for allocation purposes. This should be the one at which they are normally and habitually resident. The school may also request proof of the registered address, which must pre-date the application eg the address registered for child benefit or where the child is registered with a medical GP. Additional proof of address may be requested before we can confirm the address.
4. Any remaining places or in the event of oversubscription in any of the criteria above, places will be given to those children living closest to this school, measured in a straight line from the Ordnance Survey Point for the child's home address (including flats) to the Ordnance Survey Point of the school, using the Local Authority's computerized measuring system, with those living closer to the school receiving the higher priority.

Only one home address can be used for admission purposes. This is the pupil's primary residence, and we may ask for additional proof of this address. In line with the Local Authority definition, where a child lives with both parents on a 50/50 (equal) basis the school will request that the parents agree on which address is to be used for allocation purposes. This should be the one at which they are normally and habitually resident. The school may also request proof of the registered address, which must pre-date the application eg the address registered for child benefit or where the child is registered with a medical GP. Additional proof of address may be requested before we can confirm the address. The method in which the distance is measured from home to school can be found in the admission criteria. If the parents/carers are unable to agree on which address is to be used for allocation purposes, the address used will be determined by random selection (lottery). This will be overseen by someone who is totally independent of the school.

In the event of oversubscription and in the event of a tie break situation, where two or more children live an identical distance from the school, a process of random allocation will be followed. This is a manual process which will be overseen by an independent person.

Supplementary Form Required: See criteria above.

Bourton on the Water Primary Academy

Telephone: 01451 820458

Email: admin@bourton.school

Website: www.bourton.school

Address: School Hill, Bourton on the Water, Cheltenham, Glos. GL54 2AW

Category of School:	Primary
Status of School:	Academy
Age Range:	4-11
Published Admission Number:	45
No. of pupils on roll Jan 2024:	279
Total No. of Preferences for Sept 2024:	48
No. of 1st Preferences for Sept 2024:	30

Admissions Policy

1. Looked after children or previously looked after children.

2. Children with a sibling attending the school at the time of application. Sibling is defined in these arrangements as children who live as brother or sister in the same house, including natural brothers or sisters, adopted siblings, stepbrothers or sisters and foster brothers and sisters.
3. Other children by distance from the school, with priority for admission given to children who live nearest to the school as measured by using Ordnance Survey data to plot an address in this system. Distances are measured as the crow flies from the main entrance of the child's home to the main entrance of the school as specified by the local authority's online Mapping Tool.

Random allocation will be used as a tie-break in category '3' above to decide who has highest priority for admission if the distance between two children's homes and the school is the same. This process will be independently verified.

If a tie-break is required in earlier categories to decide who has priority for admission between two children, distance from the school will be used to decide as measured above.

Bream C of E Primary School

Telephone: 01594 562628

Email: admin@bream.gloucs.sch.uk

Website: www.breamcofeprimary.co.uk

Address: High Street, Bream, Lydney, Glos. GL15 6JW

Category of School:	Primary
Status of School:	Academy
Age Range:	4-11
Published Admission Number:	30
No. of pupils on roll Jan 2024:	155
Total No. of Preferences for Sept 2024:	31
No. of 1 st Preferences for Sept 2024:	20

Admissions Policy

1. Looked after children or previously looked after children.
2. Children who have a sibling who will be attending Bream C of E Primary School at the time of reception admission (i.e. a brother or sister, half brother or sister, adopted brother or sister, step brother or sister, or the child of a parent/carer's partner). The older child must be continuing to attend the school when the younger child is admitted and in every case the child must be living in the same family unit at the same address.
3. Children with an authenticated medical reason for attending the school. Applications will only be considered if supported by a written statement from the applicant's doctor which must demonstrate that there is a very specific connection between the medical need and the facilities or resources of the school. The final decision to accept a child under this category will be made by Bream Local Academy Committee through consultation with relevant professionals where necessary.
4. Children of members of staff. Note: (a) If the member of staff has been employed by the Severn Federation Academy Trust for two or more years at the time the of the application being made, (b) if the member of staff is recruited to fill a vacant post of which there is a demonstrable skill shortage.
5. Children with the strongest geographical claim in the year in which the child is to start school on the closing date for applications. The distance will be measured in a straight line from the ordnance survey point of the child's home address (including flats) to the ordnance survey point of the school. Those living the closest will receive the higher priority.

Where any particular category at points 1-4 above is oversubscribed, criterion 5 (the strongest geographical claim based on straight line distance) will be used to determine which child is offered a place.

In the event of a tie between two or more children, when applying criterion 5, the strongest geographical claim will be measured in a straight line from the ordnance survey point from the child's home address (including flats) to the ordnance survey address point of the school using the Local Authority's computerised measuring system with those living closer to the school receiving the higher priority.

Where there are not enough places available to offer all children a place at the school, a process of random allocation will be followed by Bream Local Academy Committee. This process will be overseen by an independent person.

Supplementary Form Required: See criteria 3 above.

Brimscombe C of E Primary School

Telephone: 01453 882474

Email: admin@brimscombe.gloucs.sch.uk

Website: www.brimscombe.gloucs.sch.uk

Address: Brimscombe Hill, Brimscombe, Stroud, Glos GL5 2QR

Category of School:	Primary
Status of School:	Voluntary Aided
Age Range:	4-11
Published Admission Number:	15
No. of pupils on roll Jan 2024:	100
Total No. of Preferences for Sept 2024:	45
No. of 1 st Preferences for Sept 2024:	19

Admissions Policy

1. Looked after children or previously looked after children.
2. Children who have an older sibling attending Brimscombe Church of England Primary School and will continue to do so when the younger child is admitted.
3. Children who live in the ecclesiastical parish of Brimscombe whose parents have active connections with *Holy Trinity Church, Brimscombe or Brimscombe Methodist Church.
* Active connection means being a regular worshipping member of the church at least once in each calendar month for at least one year before the Supplementary Information Form (SIF) is signed. Where parents/guardians fall into this category, they will need to complete the SIF which needs to be signed by the minister. A copy of the SIF is available on the School website.
4. Children of families who live in the ecclesiastical parish of Brimscombe. (A map of the Parish can be seen on this link: [Bst Parish \(brimscombeandthrupp-pc.gov.uk\)](http://BstParish(brimscombeandthrupp-pc.gov.uk)))
5. Children for whom only one particular school is appropriate due to an exceptional medical condition. (Applications under this criterion will only be considered if they are supported by a written statement from the child's doctor. This must demonstrate that there is a very specific connection between the medical need and the facilities or resources of the school concerned.). The school is required to admit a child with a statement of SEND or Educational Health Care plan (EHC) that names the school, even if the school is full.
6. Children of families living outside the ecclesiastical parish of Brimscombe whose parents have active connections with Holy Trinity or other Christian churches, (being a member of Churches Together in England).
7. Any other children whose parents wish them to attend the school.

In the event of over subscription in any of the criteria above, places will be given to those children with the strongest geographical claim, measured in a straight line from the ordnance survey address point of the child's home address (including flats) to the ordnance survey address point of the school, using the Local Authority's computerised measuring system, with those living closer to the school receiving the higher priority.

In the event of a tie involving two or more children when applying the strongest geographical claim based on straight line distance where there are not enough places available to offer all children a place at the school, a process of random allocation will be followed by the Governing Body.

Supplementary Form Required:	Yes - see criteria 3 and 5
Available From:	School Office or School Website
Date to be Returned:	Please check with the school
Where to be Returned:	School Office

British School (The)

Telephone: 01453 843371

Email: admin@british.gloucs.sch.uk

Website: www.thebritishschool.co.uk

Address: Wortley Road, Wotton-under-Edge, Glos GL12 7JU

Category of School:	Primary
Status of School:	Foundation

Age Range:	4-11
Published Admission Number:	30
No. of pupils on roll Jan 2024:	170
Total No. of Preferences for Sept 2024:	59
No. of 1st Preferences for Sept 2024:	29

Admissions Policy

1. Looked after children or previously looked after children.
2. Children who will have siblings attending the school when the younger child is admitted
3. Children for whom only this particular school is appropriate due to an exceptional medical condition. (Applications under this criterion will only be considered if they are supported by a written statement from the child's doctor. This must demonstrate that there is a very specific connection between the medical need and the facilities or resources of The British School. The final decision to accept a child under this category will be made by the Governing Body through consultation with relevant professionals as appropriate.)
4. Children with the strongest geographical claim, measured in a straight line from the ordnance survey address point of the child's home address (including flats) to the ordnance survey address point of the school, using the Local Authority's computerised measuring system, with those living closer to the school receiving the higher priority.

Oversubscription

Where any particular category at points 1-3 above is oversubscribed, criterion 4 (strongest geographical claim based on straight line distance) will be used to determine which child is offered a place. In the event of a tie between two or more children when applying criterion 4 (strongest geographical claim based on straight line distance) where there are not enough places available to offer all children a place at the school, a process of random allocation will be followed by the Governing Body, which must be supervised by someone independent of the school. If the school is oversubscribed, a waiting list will be held until the end of the December term. The waiting list will be prioritised according to the school's oversubscription criteria.

Supplementary Form Required: See criteria 3 above.

Brockworth Primary Academy

Telephone: 01452 862809

Email: contactus@brockworthprimaryacademy.org

Website: <https://sites.google.com/a/aetinet.org/brockworth-primary-academy>

Address: Moorfield Road, Brockworth, Gloucestershire, GL3 4JL

Category of School:	Primary
Status of School:	Academy
Age Range:	4-11
Published Admission Number:	60
No. of pupils on roll Jan 2024:	386
Total No. of Preferences for Sept 2024:	102
No. of 1st Preferences for Sept 2024:	42

Admissions Policy

1. Looked after children or previously looked after children.
2. Children with a sibling (brother or sister) who will still be on roll at the Academy at the time of admission. A sibling is a brother or sister, half brother or sister, adopted brother or sister, step brother or sister, foster brother or sister or the child of the parent/carer's partner living in the same family unit in the same family household and address who attends the Academy in any year group excluding Year 6. Children residing in the same household as part of an extended family, such as cousins, will not be treated as siblings.
3. Distance - children resident closest to the Academy. The distance measure between the applicant's home and the Academy is provided by the Local Authority which uses its computerised measuring system and data provided by Ordnance Survey (OS) to measure the straight-line distance between the OS address point of the child's home to the OS address point of the Academy.

Tie breaker:

Where two or more applicants have equal priority for the last available place (except for twins and children from multiple births), then random allocation will be used as the final tie breaker to decide who has higher priority for admission. This process will be independently verified.

Bromesberrow St Mary's C of E Primary School

Telephone: 01531 650340

Email: admin@st-marys-bromesberrow.gloucs.sch.uk

Website: www.bromesberrowsschool.co.uk

Address: Albright Lane, Bromesberrow, Ledbury, Herefordshire HR8 1RT

Category of School:	Primary
Status of School:	Academy
Age Range:	4-11
Published Admission Number:	8
No. of pupils on roll Jan 2024:	60
Total No. of Preferences for Sept 2024:	14
No. of 1 st Preferences for Sept 2024:	6

Admissions Policy

1. Looked after children or previously looked after children.
2. Sibling - The admission criteria for Bromesberrow St Marys C of E Primary School offers a higher priority for children with siblings who will be attending the school when the applicant child is admitted.
3. Church of England Faith - Children where the parents or guardians seek specifically Church of England teaching and where the family attend the local church. This should be supported by a supplementary information form (available via the school) supporting and agreeing regular attendance to the church. Governors have agreed that this should be at least 6 times per year
4. Christian Faith - Children whose parents or guardians attend another Christian Church that is a member of Churches Together in England and whose application is supported by a supplementary form as described above.
5. Distance from school - Any remaining places would be allocated on the basis of closest proximity to the school measured in a straight line. Ease of access to the school and/or other schools will be taken into consideration. Children with the strongest geographical claim, measured in a straight line from the ordnance survey address point of the child's home address (and not centre points of front doors) to the ordnance survey address point of the school, using the Local Authority's computerised measuring system, with those living closer to the school receiving the higher priority.

Over subscription

Where we are oversubscribed, we will adhere to points 1-6 and where these do not apply criterion 5 (strongest geographical claim based on straight line distance) will be used to determine which child is offered a place.

Supplementary Form Required: See criteria 3 & 4 above.

Bussage C of E Primary School

Telephone: 01453 883205

Email: admin@bussage.gloucs.sch.uk

Website: www.bussageprimaryschool.co.uk

Address: The Ridgeway, Bussage, Stroud, Glos. GL6 8FW

Category of School:	Primary
Status of School:	Voluntary Aided
Age Range:	4-11
Published Admission Number:	30
No. of pupils on roll Jan 2024:	184
Total No. of Preferences for Sept 2024:	51
No. of 1 st Preferences for Sept 2024:	17

Admissions Policy

1. Looked after children or previously looked after children.

2. Children who will have an older brother or sister (sibling) attending Bussage School and will continue to do so on the date that the younger child's admission would take effect.
3. Children for whom only this particular school is appropriate due to an exceptional medical condition. Applications under this criterion will only be considered if they are supported by a written statement from a doctor. This must demonstrate that there is a very specific connection between the medical need and this school.
4. Children of full or part time permanent salaried members of staff where either:
 - a. the member of staff has been employed at the school for two or more years at the time at which the application for admission to the school is made.
 - b. the member of staff is recruited to fill a vacant post for which there is a demonstrable skill shortage.
5. Children of families having the strongest geographical claim, (measured in a straight line from the ordnance survey point of the child's home address (including flats) to the ordnance survey point of the school, using the Local Authority's computerised measuring system), with those living closer to the school receiving the higher priority. ***
 ***Where any particular category prior to criterion 4 results in oversubscription, children living closer to the school, as measured in a straight line from the ordnance survey point of the child's home address (including flats) to the ordnance survey point of the school, using the Local Authority's computerised measuring system, will be allocated the higher priority.

Where there are not enough places available to offer all children having an equal claim a place at the school (i.e. in the event of a tie between two or more children), a tie-breaking process of random allocation will be operated and supervised by the Governing Body. Tie-breaking methodology can be viewed on the school website.

Supplementary Information Required: See criteria 3.

Callowell Primary School

Telephone: 01453 762962

Email: admin@cps.cbat.academy

Website: www.callowellschool.co.uk

Address: Barrowfield Road, Farmhill, Stroud, Glos. GL5 4DG

Category of School:	Primary
Status of School:	Academy
Age Range:	4-11
Published Admission Number:	30
No. of pupils on roll Jan 2024:	121
Total No. of Preferences for Sept 2024:	26
No. of 1st Preferences for Sept 2024:	15

Admissions Policy

1. Looked after children or previously looked after children.
2. Siblings. Children who will have siblings attending the school at the time the applicant child is admitted. For this purpose, sibling refers to brother or sister, half brother or sister, adopted brother or sister, stepbrother or sister, or the child of the parent/carer's partner as well as children who are brought together as a family by a same sex civil partnership. In every case, the child must be living in the same family unit at the same address, at the time of application.
Where a child lives with both parents on a 50/50 (equal) basis, the Governing Body will use the address of the parent who is in receipt of the child benefit for allocation purposes. The Governing Body reserves the right to request further information to clarify the child's permanent home address.
3. Children with the strongest geographical claim, measured in a straight line from the centre of the child's home address (including flats) to the central point of the school, using the Local Authority's computerised measuring system, with those living closer to the school receiving the higher priority.

Calton Primary School

Telephone: 01452 527689

Email: admin@caltonprimary.co.uk

Website: www.caltonprimary.co.uk

Address: Calton Road, Gloucester, GL1 5ET

Category of School:	Primary School
Status of School:	Academy
Age Range:	4-11
Published Admission Number:	60
No. of pupils on roll Jan 2024:	514
Total No. of Preferences for Sept 2024:	104
No. of 1 st Preferences for Sept 2024:	40

Admissions Policy

1. Looked after children or previously looked after children.
2. Siblings.
3. Home to school distance (measured in a straight line).

Cam Everlands Primary School

Telephone: 01453 545452

Email: admin@cameverlands.org.uk

Website: www.cameverlands.org.uk

Address: Birch Road, Dursley, Gloucestershire, GL11 5SF

Category of School:	Primary School
Status of School:	Community
Age Range:	4-11
Published Admission Number:	30
No. of pupils on roll Jan 2024:	210
Total No. of Preferences for Sept 2024:	85
No. of 1 st Preferences for Sept 2024:	26

Admissions Policy

1. Looked after children or previously looked after children.
2. Siblings.
3. Home to school distance (measured in a straight line).

Cam Hopton Church of England Primary School

Telephone: 01453 542763

Email: admin@camhopton.gloucs.sch.uk

Website: www.camhoptonprimary.co.uk

Address: Hopton Road, Upper Cam, Dursley, Glos. GL11 5PA

Category of School:	Primary
Status of School:	Voluntary Aided
Age Range:	4-11
Published Admission Number:	30
No. of pupils on roll Jan 2024:	209
Total No. of Preferences for Sept 2024:	80
No. of 1 st Preferences for Sept 2024:	31

Admissions Policy

1. Looked after children or previously looked after children.
2. Children who have a sibling attending the school and who will continue to do so when the younger child is admitted.
3. Children who have at least one parent/carer who over at least two years prior to the deadline date for returning the Common Application Form (15th January) has been committed to the worshipping life of either St George's Church, Upper Cam or St Bartholomew's Church, Lower Cam i.e. has attended the principle act of worship on a Sunday at least once a month on average during the two years prior to consideration of the application. In the event that the parents/carers have attended either of the above churches for less than 2 years because they have recently moved to the area, they should also submit a reference from their Parish Priest. The school may endeavour to contact the Parish Priest and obtain confirmation of attendance.
Variation to Priority 3: "In the event that during the period specified for attendance at worship the church has been closed for public worship and has not provided alternative premises for that worship,

the requirements of these [admissions] arrangements in relation to attendance will only apply to the period when the church or alternative premises have been available for public worship”.

4. Children of staff at the school:
 - a) Where the member of staff has been employed at the school for two or more years at the time at which the application for admission to the school is made, and/or
 - b) The member of staff is recruited to fill a vacant post for which there is a demonstrable skill shortage.
5. Children with the strongest geographical claim, measured in a straight line from the Ordnance Survey Address Point of the child’s home address (including flats) to the ordnance survey point of the school, using the Local Authority’s computerised measuring system, with those living closer to the school receiving the higher priority.

Tie-Break

Where any particular category at points 1-4 above is over-subscribed, Criterion 5 (strongest geographical claim based on straight line distance) will be used to determine which child is offered a place.

In the event of a tie between two or more children when applying Criterion 5 (strongest geographical claim based on straight line distance) where there are not enough places available to offer all children a place at the school, a process of random allocation will be followed by the Local Authority.

Supplementary Form Required:	Yes- Supplementary Information Form (SIF) required for criteria 3.
Form Available From:	School Office or School Website
Date to be Returned:	Last working day in January 2024
Where to be Returned:	School Office by email or post

Cam Woodfield Infant School

Telephone: 01453 543535
Email: admin@woodfield.gloucs.sch.uk
Website: www.camwoodfield.co.uk
Address: Elstub Lane, Cam, Dursley, Glos. GL11 6JJ

Category of School:	Infant
Status of School:	Community
Age Range:	4-7
Published Admission Number:	60
No. of pupils on roll Jan 2024:	145
Total No. of Preferences for Sept 2024:	75
No. of 1st Preferences for Sept 2024:	37

Admissions Policy

1. Looked after children or previously looked after children.
2. Siblings.
3. Home to school distance (measured in a straight line).

Cam Woodfield Junior School

Telephone: 01453 542706
Email: admin@camwoodfield-jun.gloucs.sch.uk
Website: www.camwoodfield-junior.uk
Address: Elstub Lane, Cam, Dursley, Glos. GL11 6JJ

Category of School:	Junior School
Status of School:	Academy
Age Range:	7-11
Published Admission Number:	60
No. of pupils on roll Jan 2024:	196
Total No. of Preferences for Sept 2024:	42
No. of 1st Preferences for Sept 2024:	42

Admissions Policy

1. Looked after children or previously looked after children.
2. Children who have attended Cam Woodfield Infant School at any time prior to the age of seven.
3. Children with the strongest geographical claim, measured in a straight line from the ordnance survey point of the child's home address (including flats) to the ordnance survey point of the school, using the Local Authority's computerised measuring system, with those living closer to the school receiving higher priority. In the event of a tie involving two or more children when applying the strongest geographical claim based on a straight-line distance where there are not enough places available to offer all children a place at the school, a process of random allocation will be followed by the Governing Board.

Carrant Brook Junior School

Telephone: 01684 297065

Email: admin.cbjs@glatrust.org.uk

Website: www.carrantbrook.com

Address: Hardwick Bank Road, Northway, Tewkesbury, Glos. GL20 8RP

Category of School:	Junior
Status of School:	Academy
Age Range:	7-11
Published Admission Number:	60
No. of pupils on roll Jan 2024:	165
Total No. of Preferences for Sept 2024:	41
No. of 1 st Preferences for Sept 2024:	41

Admissions Policy

1. Looked after children or previously looked after children.
2. Children who have a sibling attending the school and who will continue to do so when the younger child is admitted.
3. Children for whom only one particular school is appropriate due to an exceptional medical condition. Applications under this criterion will only be considered if they are supported by a written statement from the child's doctor. This must demonstrate that there is a very specific connection between the medical need and the facilities or resources of the school concerned.
4. Proximity of the child's home to the school as measured by the following formula: - Children with the strongest geographical claim, measured in a straight line from the ordnance survey point of the child's home address (including flats) to the ordnance survey point of the school, using the Local Authority's computerised measuring system, with those living closer to the school receiving higher priority. NB. This will also be used as the 'overriding criteria' in the event of over-subscription in any of the above.

Where any particular category at points 1) to 3) is oversubscribed, criterion 4) (strongest geographical claim based on straight line distance) will be used to determine which child will be offered a place.

In the event of a tie between two or more children when applying criterion 4) (strongest geographical claim based on straight line distance) where there are not enough places available to offer all children a place at the school, a process of random allocation will be followed by the Governing Body.

Supplementary Information Required: See criteria 3 above

Cashes Green Primary School

Telephone: 01453 763598

Email: admin@cashesgreen-pri.gloucs.sch.uk

Website: www.cashesgreen-pri.gloucs.sch.uk

Address: Hillcrest Road, Cashes Green Stroud, Glos GL5 4NL

Category of School:	Primary
Status of School:	Community
Age Range:	4-11
Published Admission Number:	30
No. of pupils on roll Jan 2024:	196
Total No. of Preferences for Sept 2024:	61
No. of 1 st Preferences for Sept 2024:	26

Admissions Policy

1. Looked after children or previously looked after children.
2. Siblings.
3. Home to school distance (measured in a straight line).

Castle Hill Primary School

Telephone: 01452 863380

Email: admin@castlehill.gloucs.sch.uk

Website: www.castlehill.gloucs.sch.uk

Address: Abbotswood Road, Brockworth, Gloucester GL3 4NU

Category of School:	Primary
Status of School:	Community
Age Range:	4-11
Published Admission Number:	30
No. of pupils on roll Jan 2024:	211
Total No. of Preferences for Sept 2024:	113
No. of 1 st Preferences for Sept 2024:	40

Admissions Policy

1. Looked after children or previously looked after children.
2. Siblings.
3. Home to school distance (measured in a straight line).

Catholic School of St Gregory The Great (The)

Telephone: 01242 513659

Email: admin@st-gregorygreat.gloucs.sch.uk

Website: www.st-gregorygreat.gloucs.sch.uk

Address: St James Square, Cheltenham, Gloucestershire, GL50 3QG

Category of School:	Primary
Status of School:	Academy
Age Range:	4-11
Published Admission Number:	60
No. of pupils on roll Jan 2024:	418
Total No. of Preferences for Sept 2024:	134
No. of 1 st Preferences for Sept 2024:	51

Admissions Policy

1. Catholic looked after and previously looked after children.
2. Catholic children who are resident in the school's designated parishes of St. Gregory The Great, Cheltenham, Sacred Hearts of Jesus and Mary, Cheltenham, St Benet, Kemerton and St Nicholas, Winchcombe.
3. Other Catholic children.
4. Other looked after and previously looked after children.
5. Children who are a Catechuman.
6. Any other children.

Within each of the categories listed above, priority will be given to children who will have a brother or sister at the school at the time of enrolment.

Tie Break

Where children have identical ranking, priority within each category will then be determined by random allocation (see below).

Random Allocation

Random Allocation is the drawing of lots, supervised by a person independent of the school. Each child will be allocated a number. All the numbers will be placed into a hat or other suitable container and will be drawn out and ranked in the order that they were drawn.

For children of a multiple birth, only the allocated number of one of the children will be entered in the draw. Where this number is drawn, the other child or children will be deemed to have also been drawn. Lots will then also be drawn for these children to decide their individual ranking. This process will also be applied to brothers or sisters who are not from a multiple birth but are applying for a place in the same year group.

Supporting Evidence

For categories 1, 2, 3 and 5 supporting evidence must be provided. If you do not provide the supporting documentation e.g. a certificate of baptism, or of reception into the Church, or of reception into the order of catechumens, your child cannot be placed within any of those categories, and this may affect your child's chance of being offered a place. To be considered in the first round of allocations, it should be submitted to the school by 15 January 2025.

Supplementary Form Required: Yes, for categories 1,2,3 and 5
Form Available From: School Office
Date to be Returned: 15 January 2025
Where to be Returned: School Office

Chalford Hill Primary School

Telephone: 01453 883123
Email: admin@chalfordhill.gloucs.sch.uk
Website: www.chalfordhillschool.co.uk
Address: Chalford Hill, Stroud, Glos GL6 8LG

Category of School:	Primary
Status of School:	Community
Age Range:	4-11
Published Admission Number:	30
No. of pupils on roll Jan 2024:	198
Total No. of Preferences for Sept 2024:	53
No. of 1st Preferences for Sept 2024:	32

Admissions Policy

1. Looked after children or previously looked after children.
2. Siblings.
3. Home to school distance (measured in a straight line).

Charlton Kings Infant Academy

Telephone: 01242 514483
Email: secretary@ckis.org.uk
Website: www.ckis.org.uk
Address: Lyefield Road East, Charlton Kings, Cheltenham, Glos GL53 8AY

Category of School:	Infant
Status of School:	Academy
Age Range:	4-7
Published Admission Number:	90
No. of pupils on roll Jan 2024:	270
Total No. of Preferences for Sept 2024:	177
No. of 1st Preferences for Sept 2024:	78

Admissions Policy

1. Looked after children or previously looked after children.
2. Children who have a sibling who will be attending Charlton Kings Infants' School or Charlton Kings Junior School at the time of reception admission (i.e. a brother or sister, half brother or sister, adopted brother or sister, step brother or sister, or the child of a parent/carer's partner).
 Note: The older child must be continuing to attend either school when the younger child is admitted and in every case the child must be living in the same family unit at the same address.
3. Children of full or part time salaried members of staff of Charlton Kings Infants' School who have been employed at the school for two years or more at the time of the application for admission.

4. Children with the strongest geographical claim in the year in which the child is to start school on the closing date for applications. The distance will be measured in a straight line from the ordnance survey point of the child's home address (including flats) to the ordnance survey point of the school. Those living the closest will receive the higher priority.

Where any particular category at points 1-3 above is oversubscribed, criterion 4 (strongest geographical claim based on straight line distance) will be used to determine which child is offered a place.

In the event of a tie between two or more children, when applying criterion 4, the strongest geographical claim will be measured in a straight line from the ordnance survey point from the child's home address (including flats) to the ordnance survey address point of the school using the Local Authority's computerised measuring system with those living closer to the school receiving the higher priority. This is overseen by an independent person from the Legal Services and Monitoring Team.

Charlton Kings Junior Academy

Telephone: 01242 526171

Email: reception@ckjs.org.uk

Website: www.ckjs.org.uk

Address: East End Road, Charlton Kings, Cheltenham, Glos. GL53 8QE

Category of School:	Junior
Status of School:	Academy
Age Range:	7-11
Published Admission Number:	90
No. of pupils on roll Jan 2024:	378
Total No. of Preferences for Sept 2024:	111
No. of 1 st Preferences for Sept 2024:	105

Admissions Policy

1. Looked after children or previously looked after children.
2. Where the child has been attending the Charlton Kings Infants' School at the time of their application.
3. Where the child has a sibling currently attending the school and who will continue to do so at the time of their admission.
4. Children who have siblings attending Charlton Kings Infants' School at the time the applicant child is admitted.
5. Children with the strongest geographical claim, measured in a straight line from the ordnance survey point of the child's home address (including flats) to the central ordnance survey point of the school, using the Local Authority's computerised measuring system, with those living closer to the school receiving higher priority.

Where any particular category at points 1 - 4 above is oversubscribed, criterion 5 (strongest geographical claim based on straight line distance) will be used to determine which child is offered a place.

In the event of a tie between two or more children when applying criterion 5 (strongest geographical claim based on straight line distance) where there are not enough places available to offer all children a place at the school, a process of random allocation will be followed by the Local Authority. This is a manual process which is overseen by an independent person from the Legal Services and Monitoring Team.

Chesterton Primary School

Telephone: 01285 654796

Email: admin@chesterton.gloucs.sch.uk

Website: www.chestertonprimary.org

Address: Apsley Road, Cirencester, Glos, GL7 1SS

Category of School:	Primary
Status of School:	Academy
Age Range:	4-11
Published Admission Number:	30
No. of pupils on roll Jan 2024:	149
Total No. of Preferences for Sept 2024:	40

Admissions Policy

1. Looked after children or previously looked after children.
2. Children who have siblings attending the school and who will continue to do so at the time of their admission.
3. Pupils with the strongest geographical claim based on straight line distance proximity of the child's home - those living nearer being accorded priority.

In the event of oversubscription in any of the above criterion, places will be allocated to children with the strongest geographical claim, measured in a straight line from the Ordnance Survey Address Point of the child's home address (including flats) to the School Reception area, using the Local Authority's computerised measuring system, with those living closer to the school receiving the higher priority. If necessary, if two or more children live at a precise equitable distance from the school, a further tie-break of random allocation based on names being drawn in a lottery at a specified time by our admissions team will be applied, although we will endeavour to treat twins and children from multiple births jointly.

Christ Church C of E Primary School (Cheltenham)

Telephone: 01242 523392

Email: admin@christchurch-chelt.gloucs.sch.uk

Website: www.christchurchschool-chelt.co.uk

Address: Malvern Road, Cheltenham, Gloucestershire, GL50 2NR

Category of School:	Primary School
Status of School:	Academy
Age Range:	4-11
Published Admission Number:	30
No. of pupils on roll Jan 2024:	230
Total No. of Preferences for Sept 2024:	138
No. of 1 st Preferences for Sept 2024:	44

Admissions Policy

1. Looked after children or previously looked after children.
2. Children who have siblings attending the school and who will continue to do so when the younger child is admitted. For this purpose, sibling refers to brother or sister, half brother or sister, adopted brother or sister, step brother or sister, or the child of the parent/carer's partner, and in every case, the child must be living in the same family unit at the same address.
Where a child lives with both parents on a 50/50 (equal) basis, both parents must agree and confirm the pupil's address, which must be the same address as the preference school has registered for the sibling connection to apply. The parents' agreement and application must be made before the closing dates in order for the sibling connection to apply.
3. Children who have a parent who is a member of staff at the school and who will continue to do so when the child joins the school roll. A child is defined as a son or daughter, step son or daughter, adopted son or daughter or the child of the parent/carer's partner, and in every case, the child must be living in the same family unit at the same address. A member of staff is defined as anyone who is employed at the school. Priority will be given to children of staff in either or both of the following circumstances: a) where the member of staff has been employed at the school for two or more years at the time at which the application for admission to the school is made; and/or b) the member of staff is recruited to fill a vacant post at the school for which there is a demonstrable skill shortage*
4. Children with the strongest geographical claim, measured in a straight line from the Ordnance Survey address point of the child's home address (including flats) to the Ordnance Survey address point of the school, using the Local Authority's computerised measuring system, with those living closer to the school receiving the higher priority.

*At first Board of Trustees meeting of each academic year, the Trust Board will receive information from the CEO about the current subject or skills shortage for the school.

Where any particular category at points 1-3 above is oversubscribed, criterion 4 (strongest geographical claim based on straight line distance) will be used to determine which child is offered a place.

In the event of a tie between two or more children when applying criterion 4 (strongest geographical claim based on straight line distance) where there are not enough places available to offer all children a place at the school, a process of random allocation will be followed by the DGAT. This will be in the form

of a manual process which is overseen by an independent person from the Trust Board or its delegated authority. Where twins or children from multiple births are part of a random allocation process they will be considered as one applicant.

Churcham Primary School

Telephone: 01452 750467

Email: admin@churcham.gloucs.sch.uk

Website: www.churchamprimaryschool.co.uk

Address: Ross Road, Churcham, Gloucestershire GL2 8BD

Category of School:	Primary
Status of School:	Community
Age Range:	4-11
Published Admission Number:	8
No. of pupils on roll Jan 2024:	49
Total No. of Preferences for Sept 2024:	21
No. of 1 st Preferences for Sept 2024:	<5

Admissions Policy

1. Looked after children or previously looked after children.
2. Siblings.
3. Home to school distance (measured in a straight line).

Churchdown Parton Manor Infant School

Telephone: 01452 712214

Email: admin@partonmanorfed.co.uk

Website: www.partonmanorfed.co.uk

Address: Craven Drive, Churchdown, Gloucester GL3 2AG

Category of School:	Infant
Status of School:	Community
Age Range:	4-7
Published Admission Number:	60
No. of pupils on roll Jan 2024:	150
Total No. of Preferences for Sept 2024:	120
No. of 1 st Preferences for Sept 2024:	47

Admissions Policy

1. Looked after children or previously looked after children.
2. Siblings.
3. Home to school distance (measured in a straight line).

Churchdown Parton Manor Junior School

Telephone: 01452 713262

Email: admin@partonmanorfed.co.uk

Website: www.partonmanorfed.co.uk

Address: Craven Drive, Churchdown, Gloucester GL3 2DR

Category of School:	Junior
Status of School:	Community
Age Range:	7-11
Published Admission Number:	60
No. of pupils on roll Jan 2024:	237
Total No. of Preferences for Sept 2024:	55
No. of 1 st Preferences for Sept 2024:	37

Admissions Policy

1. Looked after children or previously looked after children.
2. Children attending the companion infant school.
3. Children who will have siblings attending the school at the time the applicant child is admitted

4. Children who will have siblings attending the companion infant school at the time the applicant child is admitted.
5. Home to school distances (measured in straight line).

Churchdown Village Infant Academy

Telephone: 01452 714178

Email: admin.cvis@glatrust.org.uk

Website: www.churchdownvillageinf.co.uk

Address: Station Road, Churchdown, Gloucester GL3 2NB

Category of School:	Infant
Status of School:	Academy
Age Range:	4-7
Published Admission Number:	60
No. of pupils on roll Jan 2024:	150
Total No. of Preferences for Sept 2024:	94
No. of 1st Preferences for Sept 2024:	33

Admissions Policy

1. Looked after children or previously looked after children.
2. In the case of companion Infant and Junior Schools, priority will be given to pupils attending the companion School.
3. Children of full or part time salaried members of staff who are employed on either a minimum of a 50% contract with the school and/or where the member of staff has been employed at the school for two or more years at the time at which the application for admission to the school is made.
4. Children who will have siblings attending the school at the time the applicant child is admitted.
5. Children who will have siblings attending the companion school at the time the applicant child is admitted.
6. Children with the strongest geographical claim in the year in which the child is to start school on the closing date for applications. Note: The distance will be measured in a straight line from the child's home address (including flats) to the central part of the school, using the Local Authority's computerised measuring system. Those living the closest will receive the higher priority.

Sibling Definition - The admission criteria for GLA Schools offers a higher priority for children with siblings who will be attending the school (or the companion junior/ infant school where available) when the applicant child is admitted. For this purpose, sibling refers to brother or sister, half brother or sister, adopted brother or sister, step brother or sister, or the child of the parent/carer's partner as well as children who are brought together as a family by a same sex civil partnership. In every case, the child must be living in the same family unit at the same address, at the time of application. Where a child lives with both parents on a 50/50 (equal) basis, both parents must agree and confirm the pupil's address, which must be the same address as the preference school has registered for the sibling connection to apply. The parents' agreement and application must be made before the closing dates in order for the sibling connection to apply.

Where any particular category at points 1- 5 above is oversubscribed, criterion 6 (strongest geographical claim based on straight line distance) will be used to determine which child is offered a place.

In the event of a tie between two or more children when applying criterion 6 (strongest geographical claim based on straight line distance) where there are not enough places available to offer all children a place at the school, a process of random allocation will be followed by the GLA. This will be in the form of a manual process which is overseen by an independent person from the Trust Board. Where twins or children from multiple births are part of a random allocation process they will be considered as one applicant.

Churchdown Village Junior School

Telephone: 01452 712330

Email: admin@churchdownvillage-jun.gloucs.sch.uk

Website: www.churchdownvillage-jun.gloucs.sch.uk

Address: Station Road, Churchdown, Gloucester GL3 2JX

Category of School:	Junior
----------------------------	--------

Status of School:	Community
Age Range:	7-11
Published Admission Number:	60
No. of pupils on roll Jan 2024:	239
Total No. of Preferences for Sept 2024:	54
No. of 1 st Preferences for Sept 2024:	43

Admissions Policy

1. Looked after children or previously looked after children.
2. Children attending the companion infant school.
3. Children who will have siblings attending the school at the time the applicant child is admitted
4. Children who will have siblings attending the companion infant school at the time the applicant child is admitted.
5. Home to school distances (measured in straight line).

Cirencester Primary School

Telephone: 01285 658550
 Email: admin@cirencester-pri.gloucs.sch.uk
 Website: www.cirencesterprimaryschool.co.uk
 Address: Victoria Road, Cirencester, Glos. GL7 1EX

Category of School:	Primary
Status of School:	Community
Age Range:	4-11
Published Admission Number:	60
No. of pupils on roll Jan 2024:	326
Total No. of Preferences for Sept 2024:	94
No. of 1 st Preferences for Sept 2024:	30

Admissions Policy

1. Looked after children or previously looked after children.
2. Siblings.
3. Home to school distance (measured in a straight line).

Clearwater C of E Primary Academy

Telephone: 01452 347690
 Email: admin@clearwateracademy.co.uk
 Website: www.clearwateracademy.co.uk
 Address: Clearwater Drive, Quedgeley, Gloucester, GL2 4GH

Category of School:	Primary
Status of School:	Academy
Age Range:	4-11
Published Admission Number:	60
No. of pupils on roll Jan 2024:	261
Total No. of Preferences for Sept 2024:	160
No. of 1 st Preferences for Sept 2024:	60

Admissions Policy

1. Looked after children or previously looked after children.
2. Children who have siblings attending the school and who will continue to do so when the younger child is admitted.
3. Children who have a parent who is a member of staff at the school and who will continue to do so when the child joins the school roll. A child is defined as a son or daughter, step son or daughter, adopted son or daughter or the child of the parent/carer's partner, and in every case, the child must be living in the same family unit at the same address. A member of staff is defined as anyone who is employed at the school. Priority will be given to children of staff in either or both of the following circumstances: a) where the member of staff has been employed at the school for two or more years at the time at which the application for admission to the school is made; and/or b) the member of staff is recruited to fill a vacant post at the school for which there is a demonstrable skill shortage*

4. Children with the strongest geographical claim, measured in a straight line from the Ordnance Survey address point of the child's home address (including flats) to the Ordnance Survey address point of the school, using the Local Authority's computerised measuring system, with those living closer to the school receiving the higher priority.

*At first Board of Trustees meeting of each academic year, the Trust Board will receive information from the CEO about the current subject or skills shortage for the school.

Where any particular category at points 1-3 above is oversubscribed, criterion 4 (strongest geographical claim based on straight line distance) will be used to determine which child is offered a place.

In the event of a tie between two or more children when applying criterion 4 (strongest geographical claim based on straight line distance) where there are not enough places available to offer all children a place at the school, a process of random allocation will be followed by the DGAT. This will be in the form of a manual process which is overseen by an independent person from the Trust Board or its delegated authority. Where twins or children from multiple births are part of a random allocation process they will be considered as one applicant.

Clearwell C of E Primary School

Telephone: 01594 834904

Email: admin@clearwell.gloucs.sch.uk

Website: www.clearwellprimaryschool.co.uk

Address: Church Road, Clearwell, Coleford, Gloucestershire, GL16 8LG

Category of School:	Primary
Status of School:	Voluntary Controlled
Age Range:	4-11
Published Admission Number:	10
No. of pupils on roll Jan 2024:	46
Total No. of Preferences for Sept 2024:	12
No. of 1 st Preferences for Sept 2024:	5

Admissions Policy

1. Looked after children or previously looked after children.
2. Siblings.
3. Home to school distance (measured in a straight line).

Coaley C of E Primary Academy

Telephone: 01453 890358

Email: admin@coaley.gloucs.sch.uk

Website: www.coaleyacademy.co.uk

Address: The Street, Coaley, Dursley, Gloucestershire GL11 5EB

Category of School:	Primary
Status of School:	Academy
Age Range:	4-11
Published Admission Number:	12
No. of pupils on roll Jan 2024:	73
Total No. of Preferences for Sept 2024:	34
No. of 1 st Preferences for Sept 2024:	9

Admissions Policy

1. Looked after children or previously looked after children.
2. Children who have siblings attending the school and who will continue to do so when the younger child is admitted. For this purpose, sibling refers to brother or sister, half brother or sister, adopted brother or sister, step brother or sister, or the child of the parent/carer's partner as well as children who are brought together as a family by a same sex civil partnership. In every case, the child must be living in the same family unit at the same address, at the time of application.
Where a child lives with both parents on a 50/50 (equal) basis, both parents must agree and confirm the pupil's address, which must be the same address as the preference school has registered for the

sibling connection to apply. The parents' agreement and application must be made before the closing dates in order for the sibling connection to apply.

3. Children who have a parent who is a member of staff at the school and who will continue to do so when the child joins the school roll. A child is defined as a son or daughter, step son or daughter, adopted son or daughter or the child of the parent/carer's partner, and in every case, the child must be living in the same family unit at the same address. A member of staff is defined as anyone who is employed at the school. Priority will be given to children of staff in either or both of the following circumstances: a) where the member of staff has been employed at the school for two or more years at the time at which the application for admission to the school is made; and/or b) the member of staff is recruited to fill a vacant post at the school for which there is a demonstrable skill shortage*
4. Children with the strongest geographical claim, measured in a straight line from the Ordnance Survey address point of the child's home address (including flats) to the Ordnance Survey address point of the school, using the Local Authority's computerised measuring system, with those living closer to the school receiving the higher priority.

*At first Board of Trustees meeting of each academic year, the Trust Board will receive information from the CEO about the current subject or skills shortage for the school.

Where any particular category at points 1-3 above is oversubscribed, criterion 4 (strongest geographical claim based on straight line distance) will be used to determine which child is offered a place.

In the event of a tie between two or more children when applying criterion 4 (strongest geographical claim based on straight line distance) where there are not enough places available to offer all children a place at the school, a process of random allocation will be followed by the DGAT. This will be in the form of a manual process which is overseen by an independent person from the Trust Board or its delegated authority. Where twins or children from multiple births are part of a random allocation process they will be considered as one applicant.

Coalway Community Infant School

Telephone: 01594 833457

Email: admin@coalway-inf.gloucs.sch.uk

Website: www.coalway-inf.gloucs.sch.uk

Address: Coalway Road, Coalway, Coleford, Glos. GL16 7HL

Category of School:	Infant
Status of School:	Community
Age Range:	4-7
Published Admission Number:	60
No. of pupils on roll Jan 2024:	114
Total No. of Preferences for Sept 2024:	53
No. of 1 st Preferences for Sept 2024:	38

Admissions Policy

1. Looked after children or previously looked after children.
2. Siblings.
3. Home to school distance (measured in a straight line).

Coalway Junior School

Telephone: 01594 810271

Email: admin@coalwayjunior.co.uk

Website: www.coalwayjunior.co.uk

Address: Coalway Road, Coalway, Coleford, Gloucestershire, GL16 7HL

Category of School:	Junior
Status of School:	Community
Age Range:	7-11
Published Admission Number:	60
No. of pupils on roll Jan 2024:	224
Total No. of Preferences for Sept 2024:	46
No. of 1 st Preferences for Sept 2024:	46

Admissions Policy

1. Looked after children or previously looked after children.
2. Children attending the companion infant school.
3. Children who will have siblings attending the school at the time the applicant child is admitted
4. Children who will have siblings attending the companion infant school at the time the applicant child is admitted.
5. Home to school distances (measured in straight line).

Coberley C of E Primary School

Telephone: 01242 870366

Email: admin@coberley.gloucs.sch.uk

Website: www.coberleycoeprimary.co.uk

Address: Coberley Village, Cheltenham, Gloucestershire, GL53 9QZ

Category of School:	Primary
Status of School:	Voluntary Controlled
Age Range:	4-11
Published Admission Number:	10
No. of pupils on roll Jan 2024:	71
Total No. of Preferences for Sept 2024:	23
No. of 1 st Preferences for Sept 2024:	6

Admissions Policy

1. Looked after children or previously looked after children.
2. Siblings.
3. Home to school distance (measured in a straight line).

Cold Aston C of E Primary School

Telephone: 01451 820470

Email: coldastonadmin@ncsf.school

Website: www.northcotswoldschools.co.uk

Address: Cold Aston, Cheltenham, Gloucestershire, GL54 3BN

Category of School:	Primary
Status of School:	Academy
Age Range:	4-11
Published Admission Number:	15
No. of pupils on roll Jan 2024:	57
Total No. of Preferences for Sept 2024:	16
No. of 1 st Preferences for Sept 2024	<5

Admissions Policy

1. Looked after children or previously looked after children.
2. Children who will have siblings attending the school at the time the applicant child is admitted. For this purpose, sibling refers to brother or sister, half brother or sister, adopted brother or sister, step brother or sister, or the child of the parent/carer's partner as well as children who are brought together as a family by a same sex civil partnership. In every case, the child must be living in the same family unit at the same address, at the time of application. Where a child lives with both parents on a 50/50 (equal) basis, both parents must agree and confirm the pupil's address, which must be the same address as the preference school has registered for the sibling connection to apply. The parents' agreement and application must be made before the closing dates in order for the sibling connection to apply.
3. Children with the strongest geographical claim, measured in a straight line from the ordnance survey address point of the child's home address (including flats) to the ordnance survey address point of the school, using the Local Authority's computerised measuring system, with those living closer to the school receiving the higher priority.

Coney Hill Community Primary School

Telephone: 01452 522734

Email: admin@coneyhill.gloucs.sch.uk

Website: www.coneyhillprimary.co.uk

Address: Coney Hill Road, Gloucester GL4 4NA

Category of School:	Primary
Status of School:	Community
Age Range:	4-11
Published Admission Number:	30
No. of pupils on roll Jan 2024:	241
Total No. of Preferences for Sept 2024:	139
No. of 1 st Preferences for Sept 2024:	42

Admissions Policy

1. Looked after children or previously looked after children.
2. Siblings.
3. Home to school distance (measured in a straight line).

Coopers Edge Primary School

Telephone: 01452 612038

Email: admin@coopersedge.gloucs.sch.uk

Website: www.coopersedge.gloucs.sch.uk

Address: Typhoon Way, Coopers Edge, Brockworth, Gloucester, GL3 4DY

Category of School:	Primary
Status of School:	Trust
Age Range:	4-11
Published Admission Number:	60
No. of pupils on roll Jan 2024:	422
Total No. of Preferences for Sept 2024:	106
No. of 1 st Preferences for Sept 2024:	36

Admissions Policy

1. Looked after children or previously looked after children.
2. Children who will have siblings attending the school at the time of their admission.
3. Children for whom only this particular school is appropriate due to an exceptional medical condition. Applications under this criterion will only be considered if they are supported by a written statement from a doctor. This must demonstrate that there is a very specific connection between the medical need and this school.
4. Children of permanent staff where the member of staff has been employed at Coopers Edge School for at least 2 consecutive years or the member of staff has been recruited to fill a vacant post for which there is a demonstrable skills shortage: in order of the proximity of their home address to Coopers Edge School, with the closest having the highest priority.
5. Children who live in the catchment area, defined as 'Coopers Edge', i.e. children living in a home inside the Coopers Edge development boundary as shown by a 'map of the development' - available on the school website.
If after applying the catchment criteria there are more applications than places within the catchment area, a further tie-breaker of Random Allocation will be used for these applications. Random Allocation will be supervised by someone independent of the school with a fresh round of random allocation used each time a child is to be offered a place from a waiting list.
6. Children who live outside the catchment area, with the strongest geographical claim, measured in a straight line from the ordnance survey point of the child's home address (including flats) to the ordnance survey address of the school, using the Local Authority's computerised measuring system, with those living closer to the school receiving the higher priority.
If after applying the distance criteria there are more applications than places with the same distance, a further tie-breaker of Random Allocation will be used for these applications.

Supplementary Information Required: See criteria 3 above

Cranham C of E Primary School

Telephone: 01452 812660

Email: admin@cranham.gloucs.sch.uk

Website: www.cranhamcofeschool.com

Address: Cranham, Gloucester, Gloucestershire. GL4 8HS

Category of School:	Primary
Status of School:	Voluntary Aided
Age Range:	4-11
Published Admission Number:	8
No. of pupils on roll Jan 2024:	60
Total No. of Preferences for Sept 2024:	18
No. of 1 st Preferences for Sept 2024:	<5

Admissions Policy

1. Looked after children or previously looked after children.
2. Children who have a sibling attending the school and who will continue to do so when the younger child is admitted.
3. Where the family lives in the parish of Cranham. A copy of the map showing the parish of Cranham can be viewed on the school website or in the school office.
4. Children from families who regularly worship at St James the Great Church, Cranham. The governing body consider regular to be at least once a month. A completed SIF (Supplementary Information Form) signed by the Minister or a member of the PCC would be required. This should be submitted to the Headteacher, no later than 5 working days before the deadline for Admission applications. However, where a family has moved into the area within the two years, consideration will still be made on the application, providing regular attendance at the parish church can be verified through a SIF. In the event that during the specified period for attendance at worship, the church has been closed for public worship and has not provided alternative premises for that worship, the requirements of these (admissions) arrangements in relation to attendance will only apply to the period when the church or alternative premises have been available for public worship.
5. Children for whom only this particular school is appropriate due to an exceptional medical condition. Applications under this criterion will only be considered if they are supported by a written statement from a doctor. This must demonstrate that there is a very specific connection between the medical needs and Cranham School.
6. Children from Christian families who regularly worship outside the boundary of the parish of Cranham. (Being a member of the Churches Together in England) The governing body consider regular to be at least once a month. As in criteria 4 a completed SIF (Supplementary Information Form) signed by the Minister or a member of the PCC would be required. This should be submitted to the Headteacher, no later than 5 working days before the deadline for Admission applications.
7. Children with the strongest geographical claim, measured in a straight line from the ordnance survey address point of the child's home address (including flats) to the ordnance survey address point of the school, using the Local Authority's computerised measuring system, with those living closer to the school receiving the higher priority

Where any particular category at points 1-6 is oversubscribed, criterion 7 will be used to determine which child will be offered a place.

In the event of a tie between two or more children when applying criterion 7 where there are not enough places available to offer all children a place at the school, a process of random allocation will be followed by the Governing Body.

Supplementary Form Required:	See criteria 4, 5 and 6 above.
Form available from:	School direct
Form to be returned by:	5 working days before 15 January 2025

The Croft Primary School

Telephone: 01452 812479

Email: admin@croft.gloucs.sch.uk

Website: www.croft.gloucs.sch.uk

Address: Churchill Way, Painswick, Glos. GL6 6RQ

Category of School:	Primary
Status of School:	Community
Age Range:	4-11
Published Admission Number:	20
No. of pupils on roll Jan 2024:	147
Total No. of Preferences for Sept 2024:	32
No. of 1 st Preferences for Sept 2024:	17

Admissions Policy

1. Looked after children or previously looked after children.
2. Siblings.
3. Home to school distance (measured in a straight line).

Deerhurst and Apperley C of E Primary School

Telephone: 01452 780374

Email: admin@deerhurst.gloucs.sch.uk

Website: www.deerhurst.gloucs.sch.uk

Address: School Road, Apperley, Gloucester, GL1 4DQ

Category of School:	Primary
Status of School:	Voluntary Controlled
Age Range:	4-11
Published Admission Number:	12
No. of pupils on roll Jan 2024:	77
Total No. of Preferences for Sept 2024:	27
No. of 1 st Preferences for Sept 2024:	15

Admissions Policy

1. Looked after children or previously looked after children.
2. Siblings.
3. Home to school distance (measured in a straight line).

Dinglewell Infant School

Telephone: 01452 619154

Email: admin@dinglewell-inf.gloucs.sch.uk

Website: www.dinglewellinfants.org/

Address: Dinglewell, Hucclecote, Gloucester GL3 3HS

Category of School:	Infant
Status of School:	Community
Age Range:	4-7
Published Admission Number:	90
No. of pupils on roll Jan 2024:	2695
Total No. of Preferences for Sept 2024:	219
No. of 1 st Preferences for Sept 2024:	765

Admissions Policy

1. Looked after children or previously looked after children.
2. Siblings.
3. Home to school distance (measured in a straight line).

Dinglewell Junior School

Telephone: 01452 617376

Email: admin@dinglewell-jun.gloucs.sch.uk

Website: www.dinglewelljuniors.co.uk

Address: Dinglewell, Hucclecote, Gloucester GL3 3HS

Category of School:	Junior
Status of School:	Community

Age Range:	7-11
Published Admission Number:	90
No. of pupils on roll Jan 2024:	358
Total No. of Preferences for Sept 2024:	90
No. of 1 st Preferences for Sept 2024:	88

Admissions Policy

1. Looked after children or previously looked after children.
2. Children attending the companion infant school.
3. Children who will have siblings attending the school at the time the applicant child is admitted.
4. Children who will have siblings attending the companion infant school at the time the applicant child is admitted.
5. Home to school distance (measured in straight line).

Down Ampney C of E Primary School

Telephone: 01793 750294

Email: admin@downampney.gloucs.sch.uk

Website: www.downampneyprimaryschool.co.uk

Address: Down Ampney, Glos GL7 5QR

Category of School:	Primary
Status of School:	Voluntary Controlled
Age Range:	4-11
Published Admission Number:	8
No. of pupils on roll Jan 2024:	48
Total No. of Preferences for Sept 2024:	28
No. of 1 st Preferences for Sept 2024:	6

Admissions Policy

1. Looked after children or previously looked after children.
2. Siblings.
3. Home to school distance (measured in a straight line).

Drybrook Primary School

Telephone: 01594 542448

Email: admin@drybrook.gloucs.sch.uk

Website: www.drybrookschool.co.uk

Address: Drybrook Road, Drybrook, Glos. GL17 9JF

Category of School:	Primary
Status of School:	Academy
Age Range:	4-11
Published Admission Number:	20
No. of pupils on roll Jan 2024:	119
Total No. of Preferences for Sept 2024:	24
No. of 1 st Preferences for Sept 2024:	17

Admissions Policy

1. Looked after children or previously looked after children.
2. Children who have siblings attending the school and will continue to do so at the time of their admission.
3. Pupils with the strongest geographical claim based on a straight line distance proximity of the child's home - those living nearer being accorded priority.

In the event of oversubscription in any of the above criterion places will be allocated to the children with the strongest geographical claim measured in a straight line from the ordnance survey address point of the child's home address (including flats) to Reception at the school using the local Authority's computerised measuring system, with those living closer to the school receiving the higher priority. If necessary if two or more children live at a precise equitable distance from the school, a further tie-break of random allocation based on names being drawn in a lottery at a specified time by our admissions team will be applied, although we will endeavour to treat twins and children from multiple births jointly.

Dunalley Primary School

Telephone: 01242 512391

Email: dunalley@dunalley.gloucs.sch.uk

Website www.dunalley.gloucs.sch.uk

Address: West Drive, Cheltenham, Gloucestershire, GL50 4LB

Category of School:	Primary School
Status of School:	Community
Age Range:	4-11
Published Admission Number:	60
No. of pupils on roll Jan 2024:	423
Total No. of Preferences for Sept 2024:	197
No. of 1 st Preferences for Sept 2024:	65

Admissions Policy

1. Looked after children or previously looked after children.
2. Siblings.
3. Home to school distance (measured in a straight line).

Dursley C of E Primary Academy

Telephone: 01453 542304

Email: admin@dursley.gloucs.sch.uk

Website: www.dursleycofeprimary-dgat.org

Address: School Road, Highfields, Dursley, Gloucestershire, GL11 4NZ

Category of School:	Primary School
Status of School:	Academy
Age Range:	4-11
Published Admission Number:	45
No. of pupils on roll Jan 2024:	265
Total No. of Preferences for Sept 2024:	49
No. of 1 st Preferences for Sept 2024:	34

Admission Policy

1. Looked after children or previously looked after children.
2. Children who have siblings attending the school and who will continue to do so when the younger child is admitted. For this purpose, sibling refers to brother or sister, half brother or sister, adopted brother or sister, step brother or sister, or the child of the parent/carer's partner as well as children who are brought together as a family by a same sex civil partnership. In every case, the child must be living in the same family unit at the same address, at the time of application.
Where a child lives with both parents on a 50/50 (equal) basis, both parents must agree and confirm the pupil's address, which must be the same address as the preference school has registered for the sibling connection to apply. The parents' agreement and application must be made before the closing dates in order for the sibling connection to apply.
3. Children who have a parent who is a member of staff at the school and who will continue to do so when the child joins the school roll. A child is defined as a son or daughter, step son or daughter, adopted son or daughter or the child of the parent/carer's partner, and in every case, the child must be living in the same family unit at the same address. A member of staff is defined as anyone who is employed at the school. Priority will be given to children of staff in either or both of the following circumstances: a) where the member of staff has been employed at the school for two or more years at the time at which the application for admission to the school is made; and/or b) the member of staff is recruited to fill a vacant post at the school for which there is a demonstrable skill shortage*
4. Children with the strongest geographical claim, measured in a straight line from the Ordnance Survey address point of the child's home address (including flats) to the Ordnance Survey address point of the school, using the Local Authority's computerised measuring system, with those living closer to the school receiving the higher priority.

*At first Board of Trustees meeting of each academic year, the Trust Board will receive information from the CEO about the current subject or skills shortage for the school.

Where any particular category at points 1-3 above is oversubscribed, criterion 4 (strongest geographical claim based on straight line distance) will be used to determine which child is offered a place.

In the event of a tie between two or more children when applying criterion 4 (strongest geographical claim based on straight line distance) where there are not enough places available to offer all children a place at the school, a process of random allocation will be followed by the DGAT. This will be in the form of a manual process which is overseen by an independent person from the Trust Board or its delegated authority. Where twins or children from multiple births are part of a random allocation process they will be considered as one applicant.

Eastcombe Primary School

Telephone: 01452 770227

Email: admin@eastcombe.gloucs.sch.uk

Website: www.eastcombeprimaryschool.co.uk

Address: Dr. Crouch's Rd, Eastcombe, Stroud, Glos, GL6 7EA

Category of School:	Primary
Status of School:	Community
Age Range:	4-11
Published Admission Number:	11
No. of pupils on roll Jan 2024:	49
Total No. of Preferences for Sept 2024:	33
No. of 1 st Preferences for Sept 2024:	5

Admissions Policy

1. Looked after children or previously looked after children.
2. Siblings.
3. Home to school distance (measured in a straight line).

Eastington Primary School

Telephone: 01453 822922

Email: admin@eastington.gloucs.sch.uk

Website: www.eastingtonprimary.co.uk

Address: Churchend, Eastington, Stonehouse, Glos., GL10 3SB

Category of School:	Primary
Status of School:	Community
Age Range:	4-11
Published Admission Number:	20
No. of pupils on roll Jan 2024:	141
Total No. of Preferences for Sept 2024:	103
No. of 1 st Preferences for Sept 2024:	17

Admissions Policy

1. Looked after children or previously looked after children.
2. Siblings.
3. Home to school distance (measured in a straight line).

Ellwood Community Primary School

Telephone: 01594 833232

Email: admin@ellwood.gloucs.sch.uk

Website: www.ellwoodschool.co.uk

Address: Bromley Road, Ellwood, Coleford, Glos. GL16 7LY

Category of School:	Primary
Status of School:	Community
Age Range:	4-11
Published Admission Number:	20

No. of pupils on roll Jan 2024:	138
Total No. of Preferences for Sept 2024:	51
No. of 1 st Preferences for Sept 2024:	20

Admissions Policy

1. Looked after children or previously looked after children.
2. Siblings.
3. Home to school distance (measured in a straight line).

Elmbridge Primary School

Telephone: 01452 523632

Email: admin@elmbridgeprimary.co.uk

Website: www.elmbridgeprimaryschool.co.uk

Address: Elmbridge Road, Gloucester GL2 0LN

Category of School:	Primary
Status of School:	Community
Age Range:	4-11
Published Admission Number:	90
No. of pupils on roll Jan 2024:	629
Total No. of Preferences for Sept 2024:	236
No. of 1 st Preferences for Sept 2024:	91

Admissions Policy

1. Looked after children or previously looked after children.
2. Siblings.
3. Home to school distance (measured in a straight line).

English Bicknor C of E Primary School

Telephone: 01594 860367

Email: admin@englishbicknor.gloucs.sch.uk

Website: www.englishbicknorcofeprimaryschool.co.uk

Address: English Bicknor, Coleford, Glos. GL16 7PG

Category of School:	Primary
Status of School:	Academy
Age Range:	4-11
Published Admission Number:	11
No. of pupils on roll Jan 2024:	43
Total No. of Preferences for Sept 2024:	17
No. of 1 st Preferences for Sept 2024:	

Admissions Policy

1. Looked after children or previously looked after children.
2. Children who have a sibling who will be attending English Bicknor C. of E. Primary School at the time of reception admission (i.e. a brother or sister, half brother or sister, adopted brother or sister, step brother or sister, or the child of a parent/carer's partner). Note: The older child must be continuing to attend the school when the younger child is admitted and in every case the child must be living in the same family unit at the same address.
3. Children with an authenticated medical reason for attending the school. Note: Children for whom only this particular school is appropriate due to an exceptional medical condition. Applications will only be considered if supported by a written statement from the applicant's doctor which must demonstrate that there is a very specific connection between the medical need and the facilities or resources of the school. The final decision to accept a child under this category will be made by English Bicknor & Aylburton Local Academy Committee through consultation with relevant professionals where necessary.
4. Children of members of staff. Note: (a) If the member of staff has been employed by the English Bicknor C of E Primary School for two or more years at the time the of the application being made, (b) if the member of staff is recruited to fill a vacant post of which there is a demonstrable skill shortage.
5. Children with the strongest geographical claim in the year in which the child is to start school on the closing date for applications. Note: The distance will be measured in a straight line from the ordnance

survey point of the child's home address (including flats) to the ordnance survey point of the school. Those living the closest will receive the higher priority.

Special notes:

Where any particular category at points 1-4 above is oversubscribed, criterion 5 (the strongest geographical claim based on straight line distance) will be used to determine which child is offered a place.

In the event of a tie between two or more children, when applying criterion 5, the strongest geographical claim will be measured in a straight line from the ordnance survey point from the child's home address (including flats) to the ordnance survey address point of the school using the Local Authority's computerised measuring system with those living closer to the school receiving the higher priority.

Where there are not enough places available to offer all children a place at the school, a process of random allocation will be followed by the English Bicknor & Aylburton Local Academy Committee. This process will be overseen by an independent person.

Supplementary Form Required: See criteria 3 above.

Fairford C of E Primary School

Telephone: 01285 712543

Email: office@fairford.gloucs.sch.uk

Website: www.fairford.gloucs.sch.uk

Address: The Park, Leafield Road, Fairford, Gloucestershire, GL7 4JQ

Category of School:	Primary
Status of School:	Voluntary Controlled
Age Range:	4-11
Published Admission Number:	45
No. of pupils on roll Jan 2024:	331
Total No. of Preferences for Sept 2024:	56
No. of 1st Preferences for Sept 2024:	30

Admissions Policy

1. Looked after children or previously looked after children.
2. Siblings.
3. Home to school distance (measured in a straight line).

Field Court C of E Infant Academy

Telephone: 01452 720257

Email: admin@fieldcourt-inf.gloucs.sch.uk

Website: www.fieldcourt-inf.gloucs.sch.uk

Address: Courtfield Road, Quedgeley, Gloucester, Gloucestershire, GL2 4UF

Category of School:	Infant School
Status of School:	Academy
Age Range:	4-7
Published Admission Number:	90
No. of pupils on roll Jan 2024:	254
Total No. of Preferences for Sept 2024:	165
No. of 1st Preferences for Sept 2024:	85

Admissions Policy

1. Looked after children or previously looked after children.
2. Children who have siblings attending the school and who will continue to do so when the younger child is admitted. For this purpose, sibling refers to brother or sister, half brother or sister, adopted brother or sister, step brother or sister, or the child of the parent/carer's partner as well as children who are brought together as a family by a same sex civil partnership. In every case, the child must be living in the same family unit at the same address, at the time of application.

Where a child lives with both parents on a 50/50 (equal) basis, both parents must agree and confirm the pupil's address, which must be the same address as the preference school has registered for the sibling connection to apply. The parents' agreement and application must be made before the closing dates in order for the sibling connection to apply.

- Children who have a parent who is a member of staff at the school and who will continue to do so when the child joins the school roll. A child is defined as a son or daughter, step son or daughter, adopted son or daughter or the child of the parent/carer's partner, and in every case, the child must be living in the same family unit at the same address. A member of staff is defined as anyone who is employed at the school. Priority will be given to children of staff in either or both of the following circumstances: a) where the member of staff has been employed at the school for two or more years at the time at which the application for admission to the school is made; and/or b) the member of staff is recruited to fill a vacant post at the school for which there is a demonstrable skill shortage*
- Children with the strongest geographical claim, measured in a straight line from the Ordnance Survey address point of the child's home address (including flats) to the Ordnance Survey address point of the school, using the Local Authority's computerised measuring system, with those living closer to the school receiving the higher priority.

*At first Board of Trustees meeting of each academic year, the Trust Board will receive information from the CEO about the current subject or skills shortage for the school.

Where any particular category at points 1-3 above is oversubscribed, criterion 4 (strongest geographical claim based on straight line distance) will be used to determine which child is offered a place.

In the event of a tie between two or more children when applying criterion 4 (strongest geographical claim based on straight line distance) where there are not enough places available to offer all children a place at the school, a process of random allocation will be followed by the DGAT. This will be in the form of a manual process which is overseen by an independent person from the Trust Board or its delegated authority. Where twins or children from multiple births are part of a random allocation process they will be considered as one applicant.

Field Court Junior Academy

Telephone: 01452 720066

Email: admin@fieldcourt-jun.gloucs.sch.uk

Website: www.fieldcourtjunioracademy.co.uk

Address: Courtfield Road, Quedgeley, Gloucester, Gloucestershire, GL2 4UF

Category of School:	Junior
Status of School:	Academy
Age Range:	7-11
Published Admission Number:	90
No. of pupils on roll Jan 2024:	360
Total No. of Preferences for Sept 2024:	90
No. of 1 st Preferences for Sept 2024:	87

Admissions Policy

- Looked after children or previously looked after children.
- Children who already have an older sibling in attendance at the Field Court Junior Academy. For the purpose of this admissions policy the term 'sibling' refers to brother or sister, half brother or sister, adopted brother or sister, step brother or sister, or the child of the parent/carer's partner, and in every case, the child must be living in the same family unit at the same address, at the time of application.
- Children who are moving on from the companion school, Field Court C of E Infant Academy.
- Children with authenticated medical reasons for attending Field Court Junior Academy. Where it is only Field Court Academy which is able to deal with the specific medical need, supported by a doctor's certificate.
- Proximity of the child's home to the academy with those living nearer being accorded the higher priority. Measured from the OS point of the home address of the child as at 15th January in the year the child starts academy, to the OS point of the academy. For admission purposes this should be measured in straight line from the ordnance survey point of the child's home address to the ordnance survey point of the academy.

In the event of a distance tie break a person of legal authority will conduct a draw situation where one of the tie breaker children is selected at random anonymously be admitted.

Supplementary Form Required: See criteria 4 above.

Finlay Community School

Telephone: 01452 530310

Email: admin@finlay.gloucs.sch.uk

Website: www.finlayschool.co.uk

Address: Finlay Road, Gloucester, Gloucestershire, GL4 6TR

Category of School:	Primary School
Status of School:	Foundation
Age Range:	4-11
Published Admission Number:	60
No. of pupils on roll Jan 2024:	387
Total No. of Preferences for Sept 2024:	111
No. of 1 st Preferences for Sept 2024:	53

Admissions Policy

1. Looked after children or previously looked after children.
2. Children wishing to join older brothers/sisters already attending the school. The older child must be continuing to attend the school when the younger child is admitted. 'Sibling refers to a brother or sister, half brother or sister, adopted brother or sister, step brother or sister or the child of the parent/carer's partner, as well as children brought together as a family by a same sex civil partnership. In every case, the child must be living in the same family unit at the same address.
3. Children with the strongest geographical claim, measured in a straight line from the ordnance survey address point of the child's home address (including flats) to the ordnance survey address point of the school, using the Local Authority's computerised measuring system, with those living closer to the school receiving the higher priority.

Forest View Primary School

Telephone: 01594 822241

Email: admin@forestview.gloucs.sch.uk

Website: www.forestviewschool.org.uk

Address: Latimer Road, Cinderford, Gloucestershire. GL14 2QA

Category of School:	Primary
Status of School:	Academy
Age Range:	4-11
Published Admission Number:	60
No. of pupils on roll Jan 2024:	342
Total No. of Preferences for Sept 2024:	50
No. of 1 st Preferences for Sept 2024:	41

Admissions Policy

1. Looked after children or previously looked after children.
2. Children who will have siblings attending the school at the time the applicant child is admitted. The definition of a sibling is "a brother or sister, half-brother or sister, adopted brother or sister, step brother or sister, or the child of the parent's/carer's partner as well as children who are brought together as a family by a same sex civil partnership. In every case, the child must be living in the same family unit at the same address".
3. Children of paid employees at Forest View Primary School. *Paid employees refer to staff members who have been employed at the school for two or more years at the time at which the application for admission to the school is made, and/or the member of staff is recruited to fill a vacant post for which there is a demonstrable skill shortage.*
4. Children for whom only one particular school is appropriate due to an exceptional medical condition. *Applications under this criterion will only be considered if they are supported by a written statement from the child's doctor, which has to be submitted with the application. This must demonstrate that there is a very specific connection between the medical need and the facilities or resources of the school concerned.*

- Children with the strongest geographical claim, measured in a straight line from the ordnance survey address point of the child's home address (including flats) to the ordnance survey address point of the school, using the Local Authority's computerised measuring system on behalf of Forest View Primary School (admissions authority), with those living closer to the school receiving the higher priority.

Where any particular category at points 1-4 above is oversubscribed, criterion 5 (strongest geographical claim based on straight line distance) will be used to determine which child is offered a place.

In the event of a tie between two or more children when applying criterion 5 (strongest geographical claim based on straight line distance) where there are not enough places available to offer all children a place at the school, a process of random allocation will be followed by the school. This will be in the form of a manual process which is overseen by an independent person.

Supplementary Form Required: See criteria 4 above.

Foxmoor Primary School

Telephone: 01453 757251

Email: admin@foxmoor.gloucs.sch.uk

Website: www.foxmoorprimary.co.uk

Address: Hunters Way, Cashes Green, Stroud, Gloucestershire, GL5 4UJ

Category of School:	Primary
Status of School:	Community
Age Range:	4-11
Published Admission Number:	37
No. of pupils on roll Jan 2024:	256
Total No. of Preferences for Sept 2024:	78
No. of 1 st Preferences for Sept 2024:	28

Admissions Policy

- Looked after children or previously looked after children.
- Siblings.
- Home to school distance (measured in a straight line).

Gardners Lane Primary School

Telephone: 01242 515761

Email: admin@gardnerslane.gloucs.sch.uk

Website: www.gardnerslane.org.uk

Address: Swindon Road, Cheltenham, Gloucestershire. GL51 9JW

Category of School:	Primary
Status of School:	Foundation
Age Range:	4-11
Published Admission Number:	60
No. of pupils on roll Jan 2024:	281
Total No. of Preferences for Sept 2024:	66
No. of 1 st Preferences for Sept 2024:	35

Admissions Policy

- Looked after children or previously looked after children.
- Children who will have siblings attending the school at the time when the younger child is admitted. For the purpose of this admissions policy the term 'sibling' refers to brother or sister, half brother or sister, adopted brother or sister, step brother or sister, or the child of the parent/carer's partner, and in every case, the child must be living in the same family unit at the same address, at the time of application.
- Children who have an authenticated medical reason for attending Gardners Lane School. Application under this criterion will only be considered if they are supported by a written statement from the child's doctor. This must demonstrate that there is a very specific connection between the medical need and the facilities or resources of the school.
- Children with the strongest geographical claim, measured in a straight line from the ordnance survey address point of the child's home address (including flats) to the ordnance survey address point of the

school, using the Local Authority's computerised measuring system, with those living closer to the school receiving the higher priority.

5 Children for whom Gardners Lane School is not the nearest primary school.

If there is insufficient space for all children in any one of the above priorities (1, 2 or 3) then places will be allocated to those with the strongest geographical claim, measured in a direct line.

In the event of a tie between two or more children when applying criterion 4) (strongest geographic claim based on straight line distance) where there are not enough places available to offer all children a place at Gardners Lane a process of random allocation will be followed.

Supplementary Form Required: See criteria 3 above.

Gastrells Community Primary School

Telephone: 01453 765959

Email: admin@gastrells.gloucs.sch.uk

Website: www.gastrellsprimaryschool.co.uk

Address: Kingscourt Lane, Stroud, Gloucestershire, GL5 3PS

Category of School:	Primary
Status of School:	Community
Age Range:	4-11
Published Admission Number:	25
No. of pupils on roll Jan 2024:	175
Total No. of Preferences for Sept 2024:	72
No. of 1 st Preferences for Sept 2024:	24

Admissions Policy

1. Looked after children or previously looked after children.
2. Siblings.
3. Home to school distance (measured in a straight line).

Glebe Infant School

Telephone: 01531 820589

Email: admin@newentfed.org

Website: www.glebeschool.org.uk

Address: Glebe Way, Newent, Gloucestershire, GL18 1BL

Category of School:	Infant
Status of School:	Foundation
Age Range:	4-7
Published Admission Number:	60
No. of pupils on roll Jan 2024:	136
Total No. of Preferences for Sept 2024:	48
No. of 1 st Preferences for Sept 2024:	40

Admissions Policy

1. Looked after children or previously looked after children.
2. Children who have a sibling attending the school and who will continue to do so when the younger child is admitted. The definition of a sibling is "a brother or sister, half-brother or sister, adopted brother or sister, step brother or sister, or the child of the parent's/carer's partner, and in every case, the child must be living in the same family unit at the same address".
3. Children for whom only this particular school is appropriate due to an exceptional medical condition. Applications under this criterion will only be considered if they are supported by a written statement from a doctor. This must demonstrate that there is a very specific connection between the medical need and this school.
4. Proximity of the child's home to the school, distances measured from the child's home to the school by a straight line measured from the Ordnance Survey address point of the child's home address (including flats) to the Ordnance survey point of the school, using the Local Authority computerised measuring system.

5. In the event of oversubscription in any of the above criterion, places will be allocated to children with the strongest geographical claim, measured in a straight line from the Ordnance Survey address point of the child's home address (including flats) to the Ordnance Survey point of the school, using the Local Authority's computerised measuring system, with those living closer to the school receiving the higher priority.

In the event of a tie break where any particular category at points 1-4 is oversubscribed criteria 5 (strongest geographical claim based on straight line distance) will be used to determine which child is offered a place. In the event of a tie between two or more children when applying criteria 5 (strongest geographical claim based on straight line distance) where there are not enough places available to offer all children a place at the school, a process of random allocation will be followed by the Governing Body. Witnessed by an independent person.

Supplementary Form Required: See criteria 3 above.

Glenfall Community Primary School

Telephone: 01242 234055

Email: admin@glenfall.gloucs.sch.uk

Website: www.glenfall.gloucs.sch.uk

Address: Glenfall Way, Charlton Kings, Cheltenham, Glos. GL52 6XZ

Category of School:	Primary
Status of School:	Community
Age Range:	4-11
Published Admission Number:	30
No. of pupils on roll Jan 2024:	209
Total No. of Preferences for Sept 2024:	130
No. of 1 st Preferences for Sept 2024:	25

Admissions Policy

1. Looked after children or previously looked after children.
2. Siblings.
3. Home to school distance (measured in a straight line).

Gloucester Road Primary School

Telephone: 01242 512792

Email: admin@gloucesterroad.gloucs.sch.uk

Website: www.gloucesterroadprimary.co.uk

Address: Gloucester Road, Cheltenham, Gloucestershire, GL51 8PB

Category of School:	Primary School
Status of School:	Community
Age Range:	4-11
Published Admission Number:	30
No. of pupils on roll Jan 2024:	207
Total No. of Preferences for Sept 2024:	127
No. of 1 st Preferences for Sept 2024:	33

Admissions Policy

1. Looked after children or previously looked after children.
2. Siblings.
3. Home to school distance (measured in a straight line).

Gotherington Primary Academy

Telephone: 01242 675454

Email: schooloffice@gotherington.gloucs.sch.uk

Website: www.gotherington.gloucs.sch.uk

Address: The Lawns, Gotherington, Cheltenham, Glos. GL52 9QT

Category of School:	Primary
Status of School:	Academy
Age Range:	4-11
Published Admission Number:	30
No. of pupils on roll Jan 2024:	200
Total No. of Preferences for Sept 2024:	132
No. of 1st Preferences for Sept 2024:	32

Admissions Policy

1. Looked after children or previously looked after children.
2. Children who will have siblings attending the school at the time the applicant child is admitted. For this purpose, sibling refers to brother or sister, half brother or sister, adopted brother or sister, step brother or sister, or the child of the parent/carers' partner, as well as children who are brought together as a family by a same sex civil partnership or marriage. In every case, the child must be living in the same family unit at the same address, at the time of application. If a child's parents live at separate addresses the address the sibling spends at least 3 school nights at (i.e. Sunday, Monday, Tuesday, Wednesday, Thursday) will be taken as the home address. Where a child lives with both parents on a 50/50 (equal) basis, both parents must agree and confirm the pupil's address which must match the priority address the school has registered for the sibling.
3. Children living within the designated areas of Gotherington, Woolstone and Oxenton (catchment map available via the school).
4. Children with the strongest geographical claim, measured in a straight line from the ordnance survey address point of the child's home address (including flats) to the ordnance survey address point of the school, using the Local Authority's computerised measuring system, with those living closer to the school receiving the higher priority.

In the event of a tie between two or more children when applying criterion 4 (strongest geographical claim based on straight line distance) where there are not enough places available to offer all children a place at the school, a process of random allocation will be followed by the school, overseen by an independent person. Where twins or children from multiple births are part of a random allocation process, they will be considered as one applicant if the number of available places allows.

Grange Primary Academy

Telephone: 01452 524050

Email: admin@grange.academy

Website: www.grangeprimary.co.uk

Address: Holmleigh Road, Tuffley, Gloucester, GL4 0RW

Category of School:	Primary
Status of School:	Academy
Age Range:	4-11
Published Admission Number:	30
No. of pupils on roll Jan 2024:	244
Total No. of Preferences for Sept 2024:	48
No. of 1st Preferences for Sept 2024:	27

Admissions Policy

1. Looked after children or previously looked after children.
2. Children who have either medical or social grounds for admission to this school. This evidence must set out the particular reason why the child should attend this school rather than any other and show that this is the only suitable school to meet their stated needs, why no other local school could meet those needs and what the difficulties would be if the child had to attend any other local school.

Parents should complete the Trust's Social and Medical Form (in addition to the CAF), which can be found on the school's website - www.grangeprimary.co.uk The Social and Medical Form must be supported by relevant written evidence on letter headed paper from a Doctor, Social Worker or Attendance/Welfare Officer.

The Trust's Social and Medical Form must be submitted directly to the Greenshaw Learning Trust no later than 15 January via email to s.m@greenshawlearningtrust.co.uk or posted to, Head of Admissions, Greenshaw Learning Trust, Oru Sutton, 7 Throwley Way, Sutton SM1 4AF.

Evidence submitted after the closing date will not be considered. Only in exceptional circumstances the Trust may apply discretion to consider evidence submitted after the closing date. It is therefore important that all relevant evidence is submitted at the time of application and should be submitted before the closing date to ensure full consideration.

Applications will be assessed against the evidence and determined as a joint decision of the Greenshaw Learning Trust Head of Admissions and the school's Headteacher.

3. Children of members of staff of the school, where:

- The member of staff has been employed at Grange Primary Academy for two or more consecutive years at the time at which the application for admission to the school is made; or
- The member of staff has been recruited to fill a vacant post for which there is a demonstrable skill shortage.

4. Children who will have a sibling at the school at the time of admission. Sibling refers to brother or sister, half brother or sister, adopted brother or sister, foster brother or sister, step brother or sister, or the child of the parent's partner, as well as children who are brought together as a family by a same-sex civil partnership. In every case, the child must be living in the same family unit at the same address, Monday to Friday at the time of the application.

5. Distance. Any remaining places will be offered based on proximity of the child's home address (as at the closing date of 15 January) to the school. Distances will be measured in a straight-line distance using the computerised system as specified by Gloucestershire Council.

The address on the application must be the child's permanent place of residence. The address will normally be the parents' address. It should not be a business or carer's/childminder's address. It should also not be a relative's address unless the child lives at that address as their normal place of residence. Parents must not use a temporarily rented address to secure a school place for their child if they still possess or rent a property previously used as a home address. Nor will a temporary address be accepted if we believe that the temporary address is being used solely for the purpose of obtaining a school place when an alternative address is still available to that child.

Where a child lives with parents with shared parental responsibility, each for part of a week, the address where the child lives is determined using a joint declaration from the parents stating the pattern of residence. If a child's residence is split equally between both parents, then parents will be asked to determine which residential address should be used for the purpose of admission to school. If no joint declaration is received by the closing date for applications, then if the residence is not split equally between both parents the home address will be determined to be the address where the child spends the majority of the school week; if residence is split equally between both parents the home address will be determined to be the address where the child is registered with the doctor. However, all evidence will be taken into account.

All school admission applications for school places are subject to address checks to ensure school places are allocated fairly and in accordance with published admission arrangements. These checks will be conducted by the home Local Authority. Where a fraudulent address or an address of convenience are found to have been used, the application and any subsequent offer may be withdrawn.

Tie Break: Where two or more applicants share priority for a place, e.g. where two children live equidistant from the school and there is only one place remaining, the child to be offered a place will be selected by the drawing of lots. Lots will be drawn by a senior officer of the Greenshaw Learning Trust Shared Service who is independent of the school's admissions process.

Supplementary Form Required: See criteria 3 above.

Grangefield Primary School

Telephone: 01242 671003

Email: admin@grangefield.gloucs.sch.uk

Website: www.grangefield.gloucs.sch.uk

Address: Voxwell Lane, Bishops Cleeve, Cheltenham, Glos. GL52 8GL

Category of School:

Primary

Status of School:	Community
Age Range:	4-11
Published Admission Number:	60
No. of pupils on roll Jan 2024:	423
Total No. of Preferences for Sept 2024:	173
No. of 1 st Preferences for Sept 2024:	71

Admissions Policy

1. Looked after children or previously looked after children.
2. Siblings.
3. Home to school distance (measured in a straight line).

Greatfield Park Primary School

Telephone: 01242 523301

Email: admin@greatfieldpark.gloucs.sch.uk

Website: www.greatfieldparkschool.com

Address: Hulbert Crescent, Up Hatherley, Cheltenham, Glos, GL51 3FZ

Category of School:	Primary
Status of School:	Community
Age Range:	4-11
Published Admission Number:	30
No. of pupils on roll Jan 2024:	228
Total No. of Preferences for Sept 2024:	95
No. of 1 st Preferences for Sept 2024:	18

Admissions Policy

1. Looked after children or previously looked after children.
2. Siblings.
3. Home to school distance (measured in a straight line).

Great Oldbury Primary Academy

Telephone: 01453 572007

Email: admin.GOPA@glatrust.org.uk

Website: www.greatoldbury.org.uk

Address: Veterans Way, Great Oldbury, Stonehouse, Glos GL10 3WH

Category of School:	Primary School
Status of School:	Academy
Age Range:	4-11
Published Admission Number:	45
No. of pupils on roll Jan 2024:	90
Total No. of Preferences for Sept 2024:	83
No. of 1 st Preferences for Sept 2024:	43

Admissions Policy

1. Looked after children or previously looked after children.
2. Children with a sibling attending the Academy at the time the applicant child is admitted.
3. Children with the strongest geographical claim, measured in a straight line from the ordnance survey address point of the child's home address (including flats) to the ordnance survey address point of the Academy, using the Local Authority's computerised measuring system, with those living closer to the Academy receiving the higher priority.

Sibling Definition - The admission criteria for GLA Schools offers a higher priority for children with siblings who will be attending the school (or the companion junior/ infant school where available) when the applicant child is admitted. For this purpose, sibling refers to brother or sister, half brother or sister, adopted brother or sister, step brother or sister, or the child of the parent/carer's partner as well as children who are brought together as a family by a same sex civil partnership. In every case, the child must be living in the same family unit at the same address, at the time of application

Where a child lives with both parents on a 50/50 (equal) basis, both parents must agree and confirm the pupil's address, which must be the same address as the preference school has registered for the sibling connection to apply. The parents' agreement and application must be made before the closing dates in order for the sibling connection to apply.

Where any particular category at points 1-2 above is oversubscribed, criterion 3 (strongest geographical claim based on straight line distance) will be used to determine which child is offered a place.

In the event of a tie between two or more children when applying criterion 3 (strongest geographical claim based on straight line distance) where there are not enough places available to offer all children a place at the school, a process of random allocation will be followed by the GLA. This will be in the form of a manual process which is overseen by an independent person from the Trust Board. Where twins or children from multiple births are part of a random allocation process, they will be considered as one applicant.

Gretton Primary School

Telephone: 01242 602679

Email: admin@gretton.gloucs.sch.uk

Website: www.gretton.gloucs.sch.uk

Address: Gretton, Nr Cheltenham, Gloucestershire, GL54 5EY

Category of School:	Primary School
Status of School:	Academy
Age Range:	4-11
Published Admission Number:	15
No. of pupils on roll Jan 2024:	91
Total No. of Preferences for Sept 2024:	52
No. of 1 st Preferences for Sept 2024:	12

Admissions Policy

1. Looked after children or previously looked after children.
2. Children who will have siblings attending the school at the time the applicant child is admitted. (Sibling refers to brother or sister, half brother or sister, adopted brother or sister, step brother or sister, or the child of the parent/carer's partner as well as children who are brought together as a family by a same sex civil partnership). In every case, the child must be living in the same family unit at the same address.
3. Children with the strongest geographical claim, measured in a straight line from the ordnance survey point of the child's home address (including flats) to a central point of the school, using the local authority's computerised measuring system, with those living close to the school receiving the higher priority.

Where any particular category at points (1) - (2) above is oversubscribed, criterion (3) (strongest geographical claim based on straight line distance) will be used to determine which child is offered a place.

In the event of a tie between two or more children when applying criterion (3) (strongest geographical claim based on straight line distance) where there are not enough places available to offer all children a place at the school, a process of random allocation will be followed by the school as its own Admissions Authority. This will be in the form of a manual process which is overseen by an independent party. Where twins or children from multiple births are part of a random allocation process, they will be considered as one applicant.

Hardwicke Parochial Primary Academy

Telephone: 01452 720538

Email: admin@hardwicke.gloucs.sch.uk

Website: www.hardwicke.gloucs.sch.uk

Address: Poplar Way, Hardwicke, Gloucester GL2 4QG

Category of School:	Primary
Status of School:	Academy
Age Range:	4-11

Published Admission Number:	60
No. of pupils on roll Jan 2024:	317
Total No. of Preferences for Sept 2024:	86
No. of 1st Preferences for Sept 2024:	30

Admissions Policy

1. Looked after children or previously looked after children.
2. Children who have siblings attending the school and who will continue to do so when the younger child is admitted. For this purpose, sibling refers to brother or sister, half brother or sister, adopted brother or sister, step brother or sister, or the child of the parent/carer's partner as well as children who are brought together as a family by a same sex civil partnership. In every case, the child must be living in the same family unit at the same address, at the time of application.
Where a child lives with both parents on a 50/50 (equal) basis, both parents must agree and confirm the pupil's address, which must be the same address as the preference school has registered for the sibling connection to apply. The parents' agreement and application must be made before the closing dates in order for the sibling connection to apply.
3. Children who have a parent who is a member of staff at the school and who will continue to do so when the child joins the school roll. A child is defined as a son or daughter, step son or daughter, adopted son or daughter or the child of the parent/carer's partner, and in every case, the child must be living in the same family unit at the same address. A member of staff is defined as anyone who is employed at the school. Priority will be given to children of staff in either or both of the following circumstances: a) where the member of staff has been employed at the school for two or more years at the time at which the application for admission to the school is made; and/or b) the member of staff is recruited to fill a vacant post at the school for which there is a demonstrable skill shortage*
4. Children with the strongest geographical claim, measured in a straight line from the Ordnance Survey address point of the child's home address (including flats) to the Ordnance Survey address point of the school, using the Local Authority's computerised measuring system, with those living closer to the school receiving the higher priority.

*At first Board of Trustees meeting of each academic year, the Trust Board will receive information from the CEO about the current subject or skills shortage for the school.

Where any particular category at points 1-3 above is oversubscribed, criterion 4 (strongest geographical claim based on straight line distance) will be used to determine which child is offered a place.

In the event of a tie between two or more children when applying criterion 4 (strongest geographical claim based on straight line distance) where there are not enough places available to offer all children a place at the school, a process of random allocation will be followed by the DGAT. This will be in the form of a manual process which is overseen by an independent person from the Trust Board or its delegated authority. Where twins or children from multiple births are part of a random allocation process they will be considered as one applicant.

Haresfield C of E Primary School

Telephone: 01452 720303

Email: admin@haresfield.gloucs.sch.uk

Website: www.haresfieldschool.co.uk

Address: Haresfield, Stonehouse, Gloucestershire GL10 3EF

Category of School:	Primary
Status of School:	Voluntary Controlled
Age Range:	4-11
Published Admission Number:	15
No. of pupils on roll Jan 2024:	99
Total No. of Preferences for Sept 2024:	45
No. of 1st Preferences for Sept 2024:	20

Admissions Policy

1. Looked after children or previously looked after children.
2. Siblings.
3. Home to school distance (measured in a straight line).

Harewood Infant School

Telephone: 01452 526889

Email: admin@harewood-inf.gloucs.sch.uk

Website: www.harewood-inf.gloucs.sch.uk

Address: Harewood Close, Tuffley, Gloucester GL4 0SS

Category of School:	Infant School
Status of School:	Community
Age Range:	4-7
Published Admission Number:	90
No. of pupils on roll Jan 2024:	252
Total No. of Preferences for Sept 2024:	119
No. of 1 st Preferences for Sept 2024:	71

Admissions Policy

1. Looked after children or previously looked after children.
2. Siblings.
3. Home to school distance (measured in a straight line).

Harewood Junior School

Telephone: 01452 525364

Email: office@harewoodjunior.co.uk

Website: www.harewoodjunior.co.uk

Address: Harewood Close, Tuffley, Gloucester, GL4 0SS

Category of School:	Junior
Status of School:	Foundation
Age Range:	7-11
Published Admission Number:	90
No. of pupils on roll Jan 2024:	356
Total No. of Preferences for Sept 2024:	92
No. of 1 st Preferences for Sept 2024:	89

Admissions Policy

1. Looked after children or previously looked after children.
2. Pupils attending Harewood Infant School.
3. Children who will have siblings attending the school at the time the applicant child is admitted.
4. Children who will have siblings attending Harewood Infant School at the time the applicant child is admitted.
5. Children for whom only one particular school is appropriate due to an exceptional medical condition. Applications under this criterion will only be considered if they are supported by a written statement from the child's doctor, which has to be submitted with the application. This must demonstrate that there is a very specific connection between the medical need and the facilities or resources of the school concerned.
6. Children with the strongest geographical claim, measured in a straight line from the ordnance survey address point of the child's home address (including flats) to the ordnance survey address point of the school, using the Local Authority's computerised measuring system, with those living closer to the school receiving the higher priority.

Where any particular category at points 1-5 above is oversubscribed, criterion 6 (strongest geographical claim based on straight line distance) will be used to determine which child is offered a place.

In the event of a tie between two or more children when applying criterion 6 (strongest geographical claim based on straight line distance) where there are not enough places available to offer all children a place at the school, a process of random allocation will be followed by the governors of Harewood Junior School. Where twins or children from multiple births are part of a random allocation process, they will be considered as one applicant if the number of available places allows.

Supplementary Form Required: See criteria 5 above.

Hartpury C of E Primary School

Telephone: 01452 700446

Email: admin@hartpury.gloucs.sch.uk

Website: www.hartpury.org.uk

Address: Over Old Road, Hartpury, Glos. GL19 3BJ

Category of School:	Primary
Status of School:	Academy
Age Range:	4-11
Published Admission Number:	15
No. of pupils on roll Jan 2024:	108
Total No. of Preferences for Sept 2024:	46
No. of 1 st Preferences for Sept 2024:	20

Admissions Policy

1. Looked after children or previously looked after children.
2. Children who will have siblings attending the school at the time the applicant child is admitted. For this purpose, sibling refers to brother or sister, half brother or sister, adopted brother or sister, step brother or sister, or the child of the parent/carer's partner as well as children who are brought together as a family by a same sex civil partnership. In every case, the child must be living in the same family unit at the same address, at the time of application. Where a child lives with both parents on a 50/50 (equal) basis, both parents must agree and confirm the pupil's address, which must be the same address as the preference school has registered for the sibling connection to apply. The parents' agreement and application must be made before the closing dates in order for the sibling connection to apply.
3. Children who have a parent who is a permanent member of staff at the Primary QuEST school (the school they would like their child to attend) and who will continue to do so when the child is admitted. A child is defined as a son or daughter, step son or daughter, adopted son or daughter or the child of the parent/carer's partner, and in every case, the child must be living in the same family unit at the same address.
4. Children with the strongest geographical claim, measured in a straight line from the Ordnance Survey address point of the child's home address (including flats) to the Ordnance Survey address point of the school, using the Local Authority's computerised measuring system, with those living closer to the school receiving the higher priority.

Where any particular category at points 1-3 above is oversubscribed, criterion 4 (strongest geographical claim based on straight line distance) will be used to determine which child is offered a place.

In the event of a tie between two or more children when applying criterion 4 (strongest geographical claim based on straight line distance) where there are not enough places available to offer all children a place at the school, a process of random allocation will be followed by Primary QuEST. This will be in the form of a manual process which is overseen by an independent person from the Trust Board or its delegated authority. Where twins or children from multiple births are part of a random allocation process they will be considered as one applicant.

Hatherley Infant School

Telephone: 01452 522027

Email: admin@hatherley-inf.gloucs.sch.uk

Website: www.hatherley-inf.gloucs.sch.uk

Address: Hatherley Road, Gloucester, GL1 4PW

Category of School:	Infant
Status of School:	Academy
Age Range:	4-7
Published Admission Number:	60
No. of pupils on roll Jan 2024:	156
Total No. of Preferences for Sept 2024:	90
No. of 1 st Preferences for Sept 2024:	54

Admissions Policy

1. Looked after children or previously looked after children.

2. Siblings.
3. Home to school distance (measured in a straight line).

Hatherop C of E Primary School

Telephone: 01285 750318
 Email: admin@hatherop.gloucs.sch.uk
 Website: www.hatherop.gloucs.sch.uk
 Address: Hatherop, Cirencester, Glos. GL7 3NA

Category of School:	Primary
Status of School:	Voluntary Controlled
Age Range:	4-11
Published Admission Number:	12
No. of pupils on roll Jan 2024:	86
Total No. of Preferences for Sept 2024:	25
No. of 1 st Preferences for Sept 2024:	10

Admissions Policy

1. Looked after children or previously looked after children.
2. Siblings.
3. Home to school distance (measured in a straight line).

Hempsted C of E Primary School

Telephone: 01452 523567
 Email: admin@hempsted.gloucs.sch.uk
 Website: www.hempsted.gloucs.sch.uk
 Address: St. Swithun's Road, Hempsted, Gloucester GL2 5LH

Category of School:	Primary
Status of School:	Voluntary Controlled
Age Range:	4-11
Published Admission Number:	30
No. of pupils on roll Jan 2024:	213
Total No. of Preferences for Sept 2024:	76
No. of 1 st Preferences for Sept 2024:	42

Admissions Policy

1. Looked after children or previously looked after children.
2. Siblings.
3. Home to school distance (measured in a straight line).

Heron Primary School

Telephone: 01452 415105
 Email: admin@heron.gloucs.sch.uk
 Website: www.heronprimaryschool.co.uk
 Address: Heron Way, Abbeydale, Gloucester, Gloucestershire, GL4 4BN

Category of School:	Primary School
Status of School:	Foundation
Age Range:	4-11
Published Admission Number:	60
No. of pupils on roll Jan 2024:	407
Total No. of Preferences for Sept 2024:	160
No. of 1 st Preferences for Sept 2024:	31

Admissions Policy

1. Looked after children and previously looked after children.
2. Children who have a sibling attending the school at the time the applicant is admitted. We define siblings as a brother or sister, half-brother or sister, adopted brother or sister, step brother or sister,

or the child of the parent's/carer's partner as well as children who are brought together as a family by a same sex civil partnership, and in every case, the child must be living in the same family unit at the same address, at the time of allocation.

3. Children with the strongest geographical claim, measured in a straight line from the Ordnance Survey address point of the child's home address (including flats) to the Ordnance Survey address point of the school, using the Local Authority's computerised measuring system, with those living closer to the school receiving the higher priority.

In the event of oversubscription in either criterion 1 or 2 above, criterion 3 (the strongest geographical claim based on straight line distance) will be used to determine which child is offered a place, with the child living closer to the school receiving the higher priority.

In the event of a tie between two or more children when applying criterion 3 (strongest geographical claim based on a straight line distance), where there are not enough places available to offer all children a place at the school, a process of random allocation will be followed by the school as its own Admissions Authority. This will be in the form of a manual process which is overseen by the Local Authority as an independent party. Where twins or children from multiple births are part of a random allocation process, they will be considered as one applicant.

Hesters Way Primary School

Telephone: 01242 525616

Email: admin@hestersway.gloucs.sch.uk

Website: www.hesterswayprimaryschool.co.uk

Address: Dill Avenue, Cheltenham, Gloucestershire, GL51 0ES

Category of School:	Primary School
Status of School:	Community
Age Range:	4-11
Published Admission Number:	30
No. of pupils on roll Jan 2024:	181
Total No. of Preferences for Sept 2024:	60
No. of 1 st Preferences for Sept 2024:	26

Admissions Policy

1. Looked after children or previously looked after children.
2. Siblings.
3. Home to school distance (measured in a straight line).

Highnam C of E Primary Academy

Telephone: 01452 525872

Email: admin@highnam.gloucs.sch.uk

Website: www.highnam.gloucs.sch.uk

Address: Wetherleigh Drive, Highnam, Gloucester, GL2 8LW

Category of School:	Primary
Status of School:	Academy
Age Range:	4-11
Published Admission Number:	30
No. of pupils on roll Jan 2024:	214
Total No. of Preferences for Sept 2024:	69
No. of 1 st Preferences for Sept 2024:	37

Admissions Policy

1. Looked after children or previously looked after children.
2. Children who will have siblings attending the school at the time the applicant child is admitted. For this purpose, sibling refers to brother or sister, half brother or sister, adopted brother or sister, step brother or sister, or the child of the parent/carer's partner as well as children who are brought together as a family by a same sex civil partnership. In every case, the child must be living in the same family unit at the same address, at the time of application. Where a child lives with both parents on a 50/50 (equal) basis, both parents must agree and confirm the pupil's address, which must be the same address as the preference school has registered for the sibling connection to apply. The parents'

agreement and application must be made before the closing dates in order for the sibling connection to apply.

- Children who have a parent who is a permanent member of staff at the Primary QuEST school (the school they would like their child to attend) and who will continue to do so when the child is admitted. A child is defined as a son or daughter, step son or daughter, adopted son or daughter or the child of the parent/carer's partner, and in every case, the child must be living in the same family unit at the same address.
- Children with the strongest geographical claim, measured in a straight line from the Ordnance Survey address point of the child's home address (including flats) to the Ordnance Survey address point of the school, using the Local Authority's computerised measuring system, with those living closer to the school receiving the higher priority.

Where any particular category at points 1-3 above is oversubscribed, criterion 4 (strongest geographical claim based on straight line distance) will be used to determine which child is offered a place.

In the event of a tie between two or more children when applying criterion 4 (strongest geographical claim based on straight line distance) where there are not enough places available to offer all children a place at the school, a process of random allocation will be followed by Primary QuEST. This will be in the form of a manual process which is overseen by an independent person from the Trust Board or its delegated authority. Where twins or children from multiple births are part of a random allocation process they will be considered as one applicant.

Hillesley C of E Primary School

Telephone: 01453 843551

Email: admin@hillesley.gloucs.sch.uk

Website: www.hillesleyprimary.com

Address: Kilcot Road, Hillesley, Wotton-under-Edge, Glos. GL12 7RH

Category of School:	Primary School
Status of School:	Voluntary Aided
Age Range:	4-11
Published Admission Number:	8
No. of pupils on roll Jan 2024:	41
Total No. of Preferences for Sept 2024:	10
No. of 1 st Preferences for Sept 2024:	<5

Admissions Policy

- Looked after children or previously looked after children.
- A child who lives in the Parish of Hillesley, Tresham and Alderley (map available h via the school). Distance will be measured in a straight line from the Ordnance Survey Address Point of the child's home address, (including flats) to a central point of the school, using the Local Authority's computerised measuring system, with those living closer to school receiving the higher priority.
- A child who has a sibling who will be attending the school at the time of admission. For this purpose, sibling refers to brother or sister, half brother or sister, adopted brother or sister, step brother or sister, or the child of the parent/carer's partner as well as children who are brought together as a family by a same sex civil partnership. In every case, the child must be living in the same family unit at the same address, at the time of application.
- A child whose parents/guardians specifically request a Christian education and meet the following criteria:
 - Children who live in the ecclesiastical parish of Hillesley and whose parents are regular members* of St Giles' Church, Hillesley (as confirmed by the priest using a Supplementary Information Form (SIF))
 - Children who live in the ecclesiastical parish of Hillesley and whose parents belong to another Christian denomination attending a local church where they are regular members* (as confirmed by the relevant priest using a SIF)
 - Children who live in a neighbouring parish and whose parents are regular members* of St Giles' Church, Hillesley

*Regular members are defined as families who worship at St Giles' Church or another local Christian church at least once a month and for at least one year before the child starts school. This should be supported by a signed SIF from the Rector or Minister.

This (SIF) Supplementary Information Form (Appendix 1) must be received directly by the school by 31st January in the year in which the child is due to start school. In the event that during the period

specified for attendance at worship the church has been closed for public worship and has not provided alternative premises for that worship, the requirements of these admissions arrangements in relation to attendance will only apply to the period when the church or alternative premises have been available for public worship.

5. A child who has particular authenticated medical reasons appertaining to the school. The school will need to be provided with medical evidence from a doctor that explains why Hillesley Primary is the **only** school that can meet the child's medical condition. The written statement from the doctor must demonstrate that there is a very specific connection between the medical need and the facilities or resources of the school. As Hillesley is a voluntary aided school the Governing Body will decide if the child can be offered a place. Social needs, such as a child wanting to attend the same school as friends or attend a school near to where relatives live are not to be considered as medical needs.

In the event of over subscription in the above criteria, places will be allocated by closest proximity to the school, measured in a straight line from the school's Ordnance Survey Address Point.

In the very unlikely event of a tie-break in the event that two or more children have the same distance measurement, and equally meet the criteria described in no 4, (*i.e. In the event of a tie between two or more children when applying the above tie-break*) where there are not enough places available to offer all children a place at the school, a lottery will be held by the Governing Body to allocate the remaining places.

Supplementary Form Required: See criteria 4 & 5 above.

Available from: School Office - admin@hillesley.gloucs.sch.uk

Date to be Returned: 15 January 2025

Where to be returned: School Office

Hillview Primary School

Telephone: 01452 616846

Email: admin@hillviewprimary.org

Website: www.hillviewprimary.org.uk

Address: Hillview Road, Hucclecote, Gloucester, Gloucestershire, GL3 3LH

Category of School:	Primary School
Status of School:	Community
Age Range:	4-11
Published Admission Number:	30
No. of pupils on roll Jan 2024:	207
Total No. of Preferences for Sept 2024:	97
No. of 1st Preferences for Sept 2024:	25

Admissions Policy

1. Looked after children or previously looked after children.
2. Siblings.
3. Home to school distance (measured in a straight line).

Holy Apostles C of E Primary School

Telephone: 01242 526858

Email: admin@holypostles.gloucs.sch.uk

Website: www.holypostlesschool.co.uk

Address: Battledown Approach, Charlton Kings, Cheltenham, Glos. GL52 6QZ

Category of School:	Primary School
Status of School:	Voluntary Aided
Age Range:	4-11
Published Admission Number:	30
No. of pupils on roll Jan 2024:	207
Total No. of Preferences for Sept 2024:	153
No. of 1st Preferences for Sept 2024:	45

Admissions Policy

1. Looked after children or previously looked after children.

2. Children who have a sibling* attending the school and who will continue to do so when the younger child is admitted.
3. Children of whom at least one parent regularly attends Holy Apostles' Church (as defined in the note below relating to 3 & 4).
4. Children whose permanent home** lies within the ecclesiastical parish of Holy Apostles' and of whom at least one parent regularly attends one of the churches belonging to Churches Together in England. A map of the parish may be viewed in the school office or in the parish office.

Please note: in 3 and 4, the application for a place must be supported by a completed Supplementary Information Form from their minister confirming the parents' Christian commitment and regular attendance, i.e. at least twice a month, for a minimum of two years, before the closing date for application. (Where a family has moved within the previous two years, full supporting evidence will be required from the previous church the family regularly attended, as well as a letter from the local church). This form must be received **directly by the school** by 31st January in the year in which the child is due to start school.

In the event that during the period specified for attendance at worship the church has been closed for public worship and has not provided alternative premises for that worship, the requirements of these admissions arrangements in relation to attendance will only apply to the period when the church or alternative premises have been available for public worship.

5. Children with the strongest geographical claim, measured in a straight line from the Ordnance Survey Address Point of the child's home address (including flats) to the Ordnance Survey Address Point of the school, using the Local Authority's computerised measuring system, with those living closer to the school receiving the higher priority.

Please note: where any particular category at points 1-4 is oversubscribed, criterion 5 (strongest geographical claim based on straight line distance) will be used to determine which child will be offered a place. In the event of a tie between two or more children when applying criterion 5 where there are not enough places available to offer all children a place at the school, a process of random allocation will be carried out by an independent person.

Notes

* **For this purpose, sibling** refers to brother or sister, half brother or sister, adopted brother or sister, step brother or sister, or the child of the parent/carer's partner, and in every case, the child must be living in the same family unit at the same address.

****Reference to 'permanent home'** means the permanent home at 15th January in the year in which the child is due to start school.

Supplementary Form Required:	Yes - See criteria 3 and 4 above
Available From:	School office/School website
Date to be Returned:	31 January 2025
Where to be Returned:	School Office

Holy Trinity C of E Primary School

Telephone: 01242 515778

Email: admin@holytrinity.gloucs.sch.uk

Website: www.holytrinity.gloucs.sch.uk

Address: Jersey Street, Cheltenham, Gloucestershire GL52 2JP

Category of School:	Primary
Status of School:	Voluntary Controlled
Age Range:	4-11
Published Admission Number:	30
No. of pupils on roll Jan 2024:	202
Total No. of Preferences for Sept 2024:	74
No. of 1st Preferences for Sept 2024:	18

Admissions Policy

1. Looked after children or previously looked after children.
2. Siblings.
3. Home to school distance (measured in a straight line).

Hope Brook C of E Primary School

Telephone: 01452 830558

Email: admin@hopebrook.gloucs.sch.uk

Website: www.hopebrook.co.uk

Address: Church Road, Longhope, Glos GL17 0LL

Category of School:	Primary
Status of School:	Academy
Age Range:	4-11
Published Admission Number:	17
No. of pupils on roll Jan 2024:	112
Total No. of Preferences for Sept 2024:	28
No. of 1 st Preferences for Sept 2024:	16

Admissions Policy

1. Looked after children or previously looked after children.
2. Siblings.
3. Home to school distance (measured in a straight line).

Horsley C of E Primary School

Telephone: 01453 833625

Email: admin@horsley.gloucs.sch.uk

Website: www.horsley.gloucs.sch.uk

Address: The Street, Horsley, Glos GL6 0PU

Category of School:	Primary
Status of School:	Voluntary Aided
Age Range:	4-11
Published Admission Number:	15
No. of pupils on roll Jan 2024:	99
Total No. of Preferences for Sept 2024:	48
No. of 1 st Preferences for Sept 2024:	15

Admissions Policy

1. Looked after children or previously looked after children.
2. Children who have a sibling* already attending the school at the time when the younger child is admitted (priority given to those living in the parish of Horsley).
3. Children who live in the ecclesiastical parish of Horsley** and whose parents are ***regular members of St Martin's Church, Horsley (as confirmed by the relevant priest using a SIF (Supplementary Information Form)).
4. Children who live in the ecclesiastical parish of Horsley and belong to another Christian denomination (as confirmed by the relevant priest using a SIF).
5. Children who live in the ecclesiastical parish of Horsley
6. Children who live in a neighbouring parish and whose parents are ***regular members of St Martin's Church (as defined in 3.)
7. Children for whom this is the nearest church school by the shortest available pedestrian route.

In the event of a tie-break becoming necessary, geographical proximity to the school in the light of item 7 will be the deciding factor. Ease of access to the school or other schools will be taken into consideration.

* Siblings are defined as children who share a parent and are living at the same address. For the purpose of this admissions policy the term 'sibling' refers to brother or sister, step brother or sister, or the child of the parent/carer's partner, and in every case, the child must be living in the same family unit at the same address, at the time of application.

** A map of the ecclesiastical parish can be found on Horsley Parish Council website.

*** Regular members are defined as families who worship at the local church or another Christian church for at least once a month and at least one year before the child starts school. This should be supported by a signed SIF (Supplementary Information Form) from the Rector or Minister.

Supplementary Form Required:

Yes -See above criteria. Supplementary Information Form (SIF) available from the school office/ school website.

Huntley C of E Primary School

Telephone: 01452 830510

Email: admin@huntley.gloucs.sch.uk

Website: www.huntleyprimaryschool.co.uk

Address: Ross Road, Huntley, Glos. GL19 3EX

Category of School:	Primary School
Status of School:	Voluntary Aided
Age Range:	4-11
Published Admission Number:	12
No. of pupils on roll Jan 2024:	86
Total No. of Preferences for Sept 2024:	32
No. of 1st Preferences for Sept 2024:	11

Admissions Policy

1. Looked after children or previously looked after children.
2. The admission criteria for Huntley C of E Primary School offers a higher priority for children with siblings who will be attending the school when the applicant child is admitted. For this purpose, sibling refers to brother or sister, half brother or sister, adopted brother or sister, step brother or sister, or the child of the parent/carer's partner as well as children who are brought together as a family by a same sex civil partnership. In every case, the child must be living in the same family unit at the same address, at the time of application.
3. Any student whose parent is a member of staff.
 - a) If the member of staff has been employed at the school for 2 or more years at the time of the application being made
 - b) The member of staff is recruited to fill a vacant post for which there is a demonstrable skill shortage.
4. Children who live within the Church of England Parish Boundary of Huntley with May Hill. A map may be inspected at the school.
5. Children living outside the parish boundary whose parents want specifically a church school and can demonstrate active participation in Christian worship e.g. attended the principal act of worship on a Sunday at least once a month on average during the two years prior to consideration of the application. Please complete and send in the completed Supplementary Information Form (SIF) from the Priest in Charge of Huntley Church or your local Christian minister to: Chair of Governors, Huntley C of E Primary School, Ross Road, Huntley, Gloucestershire GL19 3EX by 15 January 2025. * The SIF is available via the school.
6. Children for whom only this particular school is appropriate due to an exceptional medical condition. Applications under this criterion will only be considered if they are supported by a written statement from the child's doctor. This must demonstrate that there is a very specific connection between the medical need and the facilities or resources of this school.
7. Children with the strongest geographical claim, measured in a straight line from the ordnance survey address point of the child's home address (including flats) to the ordnance survey address point of the school, using the Local Authority's computerised measuring system, with those living closer to the school receiving the higher priority. In the event that two or more children live at the same distance from the school (as can happen with families living in blocks of flats), random allocation, where supervised drawing of lots by an independent responsible person of good standing will be used to decide which child(ren) will be allocated the remaining place(s) (in accordance with 1.34 and 1.35 of the School Admissions Code).

*In the event that during the period specified for attendance at worship the church has been closed for public worship and has not provided alternative premises for that worship, the requirements of these admissions arrangements in relation to attendance will only apply to the period when the church or alternative premises have been available for public worship.

Supplementary Form Required:

Yes - See criteria 5 and 6 above.

Telephone: 01452 931266

Email: admin@huntsgrove.academy

Website: www.huntsgrove.academy

Address: Harrier Way, Hardwicke, Gloucestershire

Category of School:	Primary
Status of School:	Academy
Age Range:	4-11
Published Admission Number:	60
No. of pupils on roll Jan 2024:	308
Total No. of Preferences for Sept 2024:	90
No. of 1 st Preferences for Sept 2024:	46

Admissions Policy

1. Looked after children or previously looked after children.
2. Children who have either medical or social grounds for admission to this school. This evidence must set out the particular reason why the child should attend this school rather than any other and show that this is the only suitable school to meet their stated needs, why no other local school could meet those needs and what the difficulties would be if the child had to attend any other local school.

Parents should complete the Trust's Social and Medical Form (in addition to the CAF), which can be found on the school's website www.huntsgrove.academy. The Social and Medical Form must be supported by relevant written evidence on letter headed paper from a Doctor, Social Worker or Attendance/Welfare Officer.

The Trust's Social and Medical Form must be submitted directly to the Greenshaw Learning Trust no later than 15 January via email to s.m@greenshawlearningtrust.co.uk or posted to, Head of Admissions, Greenshaw Learning Trust, Oru Sutton, 7 Throwley Way, Sutton SM1 4AF.

Evidence submitted after the closing date will not be considered. Only in exceptional circumstances the Trust may apply discretion to consider evidence submitted after the closing date. It is therefore important that all relevant evidence is submitted at the time of application and should be submitted before the closing date to ensure full consideration.

Applications will be assessed against the evidence and determined as a joint decision of the Greenshaw Learning Trust Head of Admissions and the school's Headteacher.

3. Children of members of staff of the school, where:
 - The member of staff has been employed at Hunts Grove Primary Academy for two or more consecutive years at the time at which the application for admission to the school is made; or
 - The member of staff has been recruited to fill a vacant post for which there is a demonstrable skill shortage.
4. Children who will have a sibling at the school at the time of admission. Sibling refers to brother or sister, half brother or sister, adopted brother or sister, foster brother or sister, step brother or sister, or the child of the parent's partner, as well as children who are brought together as a family by a same-sex civil partnership. In every case, the child must be living in the same family unit at the same address, Monday to Friday at the time of the application.
5. Distance. Any remaining places will be offered based on proximity of the child's home address (as at the closing date of 15 January) to the school. Distances will be measured in a straight-line distance using the computerised system as specified by Gloucestershire Council.

The address on the application must be the child's permanent place of residence. The address will normally be the parents' address. It should not be a business or carer's/childminder's address. It should also not be a relative's address unless the child lives at that address as their normal place of residence. Parents must not use a temporarily rented address to secure a school place for their child if they still possess or rent a property previously used as a home address. Nor will a temporary address be accepted if we believe that the temporary address is being used solely for the purpose of obtaining a school place when an alternative address is still available to that child.

Where a child lives with parents with shared parental responsibility, each for part of a week, the address where the child lives is determined using a joint declaration from the parents stating the pattern of residence. If a child's residence is split equally between both parents, then parents will be asked to determine which residential address should be used for the purpose of admission to school. If no joint declaration is received by the closing date for applications, then if the residence is not split equally between both parents the home address will be determined to be the address where the child spends the majority of the school week; if residence is split equally between both parents the home address will be determined to be the address where the child is registered with the doctor. However, all evidence will be taken into account.

All school admission applications for school places are subject to address checks to ensure school places are allocated fairly and in accordance with published admission arrangements. These checks will be conducted by the home Local Authority. Where a fraudulent address or an address of convenience are found to have been used, the application and any subsequent offer may be withdrawn.

Tie Break: Where two or more applicants share priority for a place, e.g. where two children live equidistant from the school and there is only one place remaining, the child to be offered a place will be selected by the drawing of lots. Lots will be drawn by a senior officer of the Greenshaw Learning Trust Shared Service who is independent of the school's admissions process.

Supplementary Form Required: See criteria 3 above.

Innsworth Infant School

Telephone: 01452 730780

Email: admin@innsworth.gloucs.sch.uk

Website: www.innsworthinfant.org.uk

Address: Luke Lane, Innsworth, Gloucester GL3 1HJ

Category of School:	Infant
Status of School:	Community
Age Range:	4-7
Published Admission Number:	60
No. of pupils on roll Jan 2024:	125
Total No. of Preferences for Sept 2024:	85
No. of 1 st Preferences for Sept 2024:	37

Admissions Policy

1. Looked after children or previously looked after children.
2. Siblings.
3. Home to school distance (measured in a straight line).

Innsworth Junior School

Telephone: 01452 730377

Email: office@innsworth-jun.gloucs.sch.uk

Website: www.innsworthjunior.org.uk

Address: Rookery Road, Innsworth, Gloucester, GL3 1AX

Category of School:	Junior
Status of School:	Community
Age Range:	7-11
Published Admission Number:	60
No. of pupils on roll Jan 2024:	210
Total No. of Preferences for Sept 2024:	52
No. of 1 st Preferences for Sept 2024:	41

Admissions Policy

1. Looked after children or previously looked after children.
2. Children attending the companion infant school.
3. Siblings attending the junior school.
4. Siblings attending the infant school.

5. Home to school distances (measured in straight line).

Isbourne Valley Primary School

Telephone: 01242 621341

Email: admin@isbournevalleyschool.com

Website: www.isbournevalleyschool.com

Address: Didbrook, Cheltenham, Glos, GL54 5PF

Category of School:	Primary
Status of School:	Community
Age Range:	4-11
Published Admission Number:	15
No. of pupils on roll Jan 2024:	84
Total No. of Preferences for Sept 2024:	40
No. of 1 st Preferences for Sept 2024:	8

Admissions Policy

1. Looked after children or previously looked after children.
2. Siblings.
3. Home to school distance (measured in a straight line).

John Moore Primary School (The)

Telephone: 01684 291661

Email: admin@johnmoore.gloucs.sch.uk

Website: www.thejohnmooreprimaryschool.org

Address: Columbine Road, Walton Cardiff Tewkesbury, Glos, GL20 7SP

Category of School:	Primary
Status of School:	Community
Age Range:	4-11
Published Admission Number:	45
No. of pupils on roll Jan 2024:	284
Total No. of Preferences for Sept 2024:	78
No. of 1 st Preferences for Sept 2024:	48

Admissions Policy

1. Looked after children or previously looked after children.
2. Siblings.
3. Home to school distance (measured in a straight line).

Kemble Primary School

Telephone: 01285 770303

Email: admin@kemble.gloucs.sch.uk

Website: www.kemble.gloucs.sch.uk

Address: School Road, Kemble, Cirencester Glos GL7 6AG

Category of School:	Primary
Status of School:	Academy
Age Range:	4-11
Published Admission Number:	15
No. of pupils on roll Jan 2024:	105
Total No. of Preferences for Sept 2024:	31
No. of 1 st Preferences for Sept 2024:	10

Admissions Policy

1. Looked after children or previously looked after children.
2. Children who have siblings attending the school and who will continue to do so at the time of their admission. We use the Local Authority's standard definition of 'sibling': 'a brother or sister, half brother or sister, adopted brother or sister, step brother or sister, or the child of the parent/carer's partner as well as children who are brought together as a family by a same sex civil partnership. In

every case, the child must be living in the same family unit at the same address, at the time of application.

3. Pupils with the strongest geographical claim based on straight line distance proximity of the child's home - those living nearer being accorded priority.

Oversubscription

In the event of oversubscription in any of the above criterion, places will be allocated to children with the strongest geographical claim, measured in a straight line from the Ordnance Survey Address Point of the child's home address (including flats) to Reception at the School, using the Local Authority's computerised measuring system, with those living closer to the school receiving the higher priority. If necessary, if two or more children live at a precise equitable distance from the school, a further tie-break of random allocation based on names being drawn in a lottery at a specified time by our admissions team will be applied, although we will endeavour to treat twins and children from multiple births jointly.

Kempsford C of E Primary School

Telephone: 01285 810367

Email: admin@kempsford.gloucs.sch.uk

Website: www.kempsfordschool.com

Address: High Street, Kempsford, Glos. GL7 4EY

Category of School:	Primary School
Status of School:	Voluntary Controlled
Age Range:	4-11
Published Admission Number:	15
No. of pupils on roll Jan 2024:	82
Total No. of Preferences for Sept 2024:	15
No. of 1 st Preferences for Sept 2024:	5

Admissions Policy

1. Looked after children or previously looked after children.
2. Siblings.
3. Home to school distance (measured in a straight line).

King's Stanley C of E Primary School

Telephone: 01453 822570/ 822868

Email: admin@kingsstanley.gloucs.sch.uk

Website: www.kingsstanleyprimaryschool.co.uk

Address: Broad Street, King's Stanley, Glos. GL10 3PN

Category of School:	Primary
Status of School:	Voluntary Controlled
Age Range:	4-11
Published Admission Number:	30
No. of pupils on roll Jan 2024:	206
Total No. of Preferences for Sept 2024:	84
No. of 1 st Preferences for Sept 2024:	35

Admissions Policy

1. Looked after children or previously looked after children.
2. Siblings.
3. Home to school distance (measured in a straight line).

Kingsholm C of E Primary School

Telephone: 01452 530777

Email: admin@kingsholm.gloucs.sch.uk

Website: www.kingsholmprimary.co.uk

Address: Guinea Street, Gloucester, Gloucestershire, GL1 3BN

Category of School:	Primary School
Status of School:	Voluntary Controlled
Age Range:	4-11
Published Admission Number:	90
No. of pupils on roll Jan 2024:	627
Total No. of Preferences for Sept 2024:	164
No. of 1 st Preferences for Sept 2024:	73

Admissions Policy

1. Looked after children or previously looked after children.
2. Siblings.
3. Home to school distance (measured in a straight line).

Kingsway Primary School

Telephone: 01452 881800
 Email: admin@kingsway.gloucs.sch.uk
 Website: www.kingswayprimary.org.uk
 Address: Valley Gardens, Kingsway, Gloucester, GL2 2AR

Category of School:	Primary
Status of School:	Community
Age Range:	4-11
Published Admission Number:	60
No. of pupils on roll Jan 2024:	417
Total No. of Preferences for Sept 2024:	102
No. of 1 st Preferences for Sept 2024:	60

Admissions Policy

1. Looked after children or previously looked after children.
2. Siblings.
3. Home to school distance (measured in a straight line).

Kingswood Primary School

Telephone: 01453 842197
 Email: admin@kingswood.gloucs.sch.uk
 Website: www.kingswoodprimaryschool.co.uk
 Address: Abbey Street, Kingswood, Wotton-under-Edge, Glos, GL12 8RN

Category of School:	Primary
Status of School:	Community
Age Range:	4-11
Published Admission Number:	17
No. of pupils on roll Jan 2024:	100
Total No. of Preferences for Sept 2024:	24
No. of 1 st Preferences for Sept 2024:	9

Admissions Policy

1. Looked after children or previously looked after children.
2. Siblings.
3. Home to school distance (measured in a straight line).

Lakefield C of E Primary School

Telephone: 01452 740205
 Email: admin@lakefield.gloucs.sch.uk
 Website: www.lakefield.gloucs.sch.uk
 Address: Lake Lane, Frampton-on-Severn, Gloucestershire, GL2 7HG

Category of School:	Primary
Status of School:	Academy

Age Range:	4-11
Published Admission Number:	30
No. of pupils on roll Jan 2024:	197
Total No. of Preferences for Sept 2024:	44
No. of 1st Preferences for Sept 2024:	33

Admissions Policy

1. Looked after children or previously looked after children.
2. Children who will have siblings attending the school at the time the applicant child is admitted. For this purpose, sibling refers to brother or sister, half brother or sister, adopted brother or sister, step brother or sister, or the child of the parent/carer's partner as well as children who are brought together as a family by a same sex civil partnership. In every case, the child must be living in the same family unit at the same address, at the time of application.
Where a child lives with both parents on a 50/50 (equal) basis, both parents must agree and confirm the pupil's address, which must be the same address as the preference school has registered for the sibling connection to apply. The parents' agreement and application must be made before the closing dates in order for the sibling connection to apply.
3. Children whose permanent home address lies within the boundary of the Severnside parishes. A copy of the definitive map can be found on the Schools website. A copy is also available for inspection in the school office. In the event of there being more applications than available places then children with the strongest geographical claim will be given priority. Distances will be measured in a straight line from the ordnance survey address point of the child's home address (including flats) to the ordnance survey address point of the school, using the local Authority's computerised measuring system.
4. Children whose permanent home address lies outside the boundary of the Severnside parishes will be allocated on the basis of strongest geographical claim measured in a straight line from the ordnance survey address point of the child's home address (including flats) to the ordnance survey address point of the school, using the Local Authority's computerised measuring system, with those living closer to the school receiving the higher priority.
5. Children who have a parent who is a member of staff at the school and who will continue to do so when the child joins the school roll. A child is defined as a son or daughter, step son or daughter, adopted son or daughter or the child of the parent/carer's partner, and in every case, the child must be living in the same family unit at the same address. A member of staff is defined as anyone who is employed at the school. Priority will be given to children of staff in either or both of the following circumstances: a) where the member of staff has been employed at the school for two or more years at the time at which the application for admission to the school is made; and/or b) the member of staff is recruited to fill a vacant post at the school for which there is a demonstrable skill shortage*.

*At first Board of Trustees meeting of each academic year, the Trust Board will receive information from the CEO about the current subject or skills shortage for the school.

Where any particular category at points 1-5 above is oversubscribed, criterion 4 (strongest geographical claim based on straight line distance) will be used to determine which child is offered a place.

In the event of a tie between two or more children when applying criterion 4 (strongest geographical claim based on straight line distance) where there are not enough places available to offer all children a place at the school, a process of random allocation will be followed by the DGAT. This will be in the form of a manual process which is overseen by an independent person from the Trust Board or its delegated authority. Where twins or children from multiple births are part of a random allocation process they will be considered as one applicant

Lakeside Primary School

Telephone: 01242 524756

Email: admin@lakeside.gloucs.sch.uk

Website: www.lakesidechelt.co.uk

Address: Hatherley Road, Cheltenham, Gloucestershire, GL51 6HR

Category of School:	Primary School
Status of School:	Community
Age Range:	4-11
Published Admission Number:	60
No. of pupils on roll Jan 2024:	554
Total No. of Preferences for Sept 2024:	174
No. of 1st Preferences for Sept 2024:	57

Admissions Policy

1. Looked after children or previously looked after children.
2. Siblings.
3. Home to school distance (measured in a straight line).

Leckhampton C of E Primary School

Telephone: 01242 524062

Email: admin@leckhampton.gloucs.sch.uk

Website: www.leckhampton.gloucs.sch.uk

Address: Hall Road, Leckhampton, Cheltenham, Glos. GL53 0HP

Category of School:	Primary
Status of School:	Voluntary Controlled
Age Range:	4-11
Published Admission Number:	90
No. of pupils on roll Jan 2024:	598
Total No. of Preferences for Sept 2024:	251
No. of 1 st Preferences for Sept 2024:	106

Admissions Policy

1. Looked after children or previously looked after children.
2. Siblings.
3. Home to school distance (measured in a straight line).

Leighterton Primary School

Telephone: 01666 890273

Email: admin@leighterton.gloucs.sch.uk

Website: www.leighterton.com

Address: Boxwell Road, Leighterton, Tetbury, Glos. GL8 8UH

Category of School:	Primary
Status of School:	Academy
Age Range:	4-11
Published Admission Number:	17
No. of pupils on roll Jan 2024:	100
Total No. of Preferences for Sept 2024:	43
No. of 1 st Preferences for Sept 2024:	19

Admissions Policy

1. Looked after children or previously looked after children.
2. Children who have a sibling attending Leighterton Primary School and who will continue to do so when the younger child is admitted as at 1st September 2025. A sibling is defined as a brother or sister, half-brother or half-sister, adopted brother or sister, step-brother or sister, or the child of the parent's / carer's partner normally living in the same family unit at the same address
3. Proximity of the child's home to the school, with those living nearest being accorded higher priority as measured in a straight line from the ordnance survey point of the child's home address (including flats) to the central point of the school, using the Local Authority's computerised measuring system.

Where any particular category at points 1 - 2 is oversubscribed, criterion 3 (strongest geographical claim based on straight line distance) will be used to determine which child will be offered a place. In the event of a tie between two or more children when applying criterion 3 (strongest geographical claim based on a straight line distance) where there are not enough places available to offer all children a place at the school, a process of random allocation will be followed by the Governing Body.

Leonard Stanley C of E (Aided) Primary School

Telephone: 01453 823265

Email: admin@leonardstanley.gloucs.sch.uk

Website: www.leonardstanley.gloucs.sch.uk

Address: Bath Road, Leonard Stanley, Stonehouse, Gloucestershire, GL10 3LY

Category of School:	Primary
Status of School:	Voluntary Aided
Age Range:	4-11
Published Admission Number:	30
No. of pupils on roll Jan 2024:	190
Total No. of Preferences for Sept 2024	69
No. of 1st Preferences for Sept 2024:	27

Admissions Policy

1. Looked after children or previously looked after children.
2. Children who will have a sibling attending the school when the child is admitted. (We define siblings as a brother or sister, half brother or sister, adopted brother or sister, step brother or sister, or the child of the parents/carers partner, in every case the child must be living in the same family unit - at the same address).
3. Children with the strongest geographical claim, measured in a straight line from the Ordnance Survey Point of the child's home address (including flats) to the Ordnance Survey Point of the school using the LEA's computerised measuring system, those living close to the school receiving higher priority.

Where any particular category at points 1-2 is oversubscribed, criterion 3 (strongest geographical claim based on straight line distance) will be used to determine which child will be offered a place. In the event of a tie between two or more children when applying criterion 3 (strongest geographical claim based on straight line distance) where there are not enough places available to offer all children a place at the school, a process of random allocation will be followed by the Governing Body, which must be supervised by someone independent of the school.

Linden Primary School

Telephone: 01452 527020
Email: admin@linden.gloucs.sch.uk
Website: www.lindenprimary.co.uk
Address: Linden Road, Gloucester GL1 5HU

Category of School:	Primary
Status of School:	Community
Age Range:	4-11
Published Admission Number:	60
No. of pupils on roll Jan 2024:	415
Total No. of Preferences for Sept 2024:	162
No. of 1st Preferences for Sept 2024:	66

Admissions Policy

1. Looked after children or previously looked after children.
2. Siblings.
3. Home to school distance (measured in a straight line).

Littledean C of E Primary School

Telephone: 01594 822171
Email: admin@littledean.gloucs.sch.uk
Website: www.littledeanprimary.co.uk
Address: Church Street, Littledean, Glos, GL14 3NL

Category of School:	Primary
Status of School:	Voluntary Controlled
Age Range:	4-11
Published Admission Number:	15
No. of pupils on roll Jan 2024:	80
Total No. of Preferences for Sept 2024:	29
No. of 1st Preferences for Sept 2024:	10

Admissions Policy

1. Looked after children or previously looked after children.

2. Siblings.
3. Home to school distance (measured in a straight line).

Longborough C of E Primary School

Telephone: 01451 830097

Email: longboroughadmin@ncsf.school

Website: www.northcotswoldschools.co.uk

Address: School Square, Longborough, Moreton in Marsh, Glos. GL56 0QD

Category of School:	Primary
Status of School:	Academy
Age Range:	4-11
Published Admission Number:	11
No. of pupils on roll Jan 2024:	59
Total No. of Preferences for Sept 2024:	22
No. of 1 st Preferences for Sept 2024:	<5

Admissions Policy

1. Looked after children or previously looked after children.
2. Children who will have siblings attending the school at the time the applicant child is admitted. For this purpose, sibling refers to brother or sister, half brother or sister, adopted brother or sister, step brother or sister, or the child of the parent/carer's partner as well as children who are brought together as a family by a same sex civil partnership. In every case, the child must be living in the same family unit at the same address, at the time of application. Where a child lives with both parents on a 50/50 (equal) basis, both parents must agree and confirm the pupil's address, which must be the same address as the preference school has registered for the sibling connection to apply. The parents' agreement and application must be made before the closing dates in order for the sibling connection to apply.
3. Children with the strongest geographical claim, measured in a straight line from the ordnance survey address point of the child's home address (including flats) to the ordnance survey address point of the school, using the Local Authority's computerised measuring system, with those living closer to the school receiving the higher priority.

Longford Park Primary Academy

Telephone: 01452 347868

Email: admin.lppa@glatrust.org.uk

Website: www.longfordpark.org.uk

Address: Clock Tower Road, Longford, Gloucester GL2 9FP

Category of School:	Primary
Status of School:	Academy
Age Range:	4-11
Published Admission Number:	30
No. of pupils on roll Jan 2024:	210
Total No. of Preferences for Sept 2024:	117
No. of 1 st Preferences for Sept 2024:	36

Admissions Policy

1. Looked after children or previously looked after children.
2. Children with a sibling attending the Academy at the time the applicant child is admitted.
3. Children with the strongest geographical claim, measured in a straight line from the ordnance survey address point of the child's home address (including flats) to the ordnance survey address point of the Academy, using the Local Authority's computerised measuring system, with those living closer to the Academy receiving the higher priority.

Sibling Definition - The admission criteria for GLA Schools offers a higher priority for children with siblings who will be attending the school (or the companion junior/ infant school where available) when the applicant child is admitted. For this purpose, sibling refers to brother or sister, half brother or sister, adopted brother or sister, step brother or sister, or the child of the parent/carer's partner as well as children who are brought together as a family by a same sex civil partnership. In every case, the child must be living in the same family unit at the same address, at the time of application

Where a child lives with both parents on a 50/50 (equal) basis, both parents must agree and confirm the pupil's address, which must be the same address as the preference school has registered for the sibling connection to apply. The parents' agreement and application must be made before the closing dates in order for the sibling connection to apply.

Where any particular category at points 1-2 above is oversubscribed, criterion 3 (strongest geographical claim based on straight line distance) will be used to determine which child is offered a place.

In the event of a tie between two or more children when applying criterion 3 (strongest geographical claim based on straight line distance) where there are not enough places available to offer all children a place at the school, a process of random allocation will be followed by the GLA. This will be in the form of a manual process which is overseen by an independent person from the Trust Board. Where twins or children from multiple births are part of a random allocation process, they will be considered as one applicant.

Longlevens Infant School

Telephone: 01452 520061

Email: infant@lpf.school

Website: www.longlevensinfantschool.co.uk

Address: Paygrove Lane, Longlevens, Gloucester GL2 0AX

Category of School:	Infant
Status of School:	Community
Age Range:	4-7
Published Admission Number:	120
No. of pupils on roll Jan 2024:	348
Total No. of Preferences for Sept 2024:	234
No. of 1 st Preferences for Sept 2024:	93

Admission Policy

1. Looked after children or previously looked after children.
2. Siblings.
3. Home to school distance (measured in a straight line).

Longlevens Junior School

Telephone: 01452 530177

Email: junior@lpf.school

Website: www.longlevensjuniorschool.co.uk

Address: Church Road, Longlevens, Gloucester, GL2 0AL

Category of School:	Junior
Status of School:	Community
Age Range:	7-11
Published Admission Number:	120
No. of pupils on roll Jan 2024:	476
Total No. of Preferences for Sept 2024:	144
No. of 1 st Preferences for Sept 2024:	126

Admissions Policy

1. Looked after children or previously looked after children.
2. Children attending the companion infant school.
3. Siblings attending the junior school.
4. Siblings attending the infant school.
5. Home to school distances (measured in straight line).

Longney C of E Primary School

Telephone: 01452 720461

Email: admin@longney.gloucs.sch.uk

Website: www.longney.gloucs.sch.uk

Address: Chatter Street, Longney, Glos. GL2 3SL

Category of School:	Primary
Status of School:	Academy
Age Range:	4-11
Published Admission Number:	15
No. of pupils on roll Jan 2024:	77
Total No. of Preferences for Sept 2024:	22
No. of 1 st Preferences for Sept 2024:	7

Admissions Policy

1. Looked after children or previously looked after children.
2. Children who have siblings attending the school and who will continue to do so when the younger child is admitted.
3. Children who have a parent who is a member of staff at the school and who will continue to do so when the child joins the school roll. A child is defined as a son or daughter, step son or daughter, adopted son or daughter or the child of the parent/carer's partner, and in every case, the child must be living in the same family unit at the same address. A member of staff is defined as anyone who is employed at the school. Priority will be given to children of staff in either or both of the following circumstances: a) where the member of staff has been employed at the school for two or more years at the time at which the application for admission to the school is made; and/or b) the member of staff is recruited to fill a vacant post at the school for which there is a demonstrable skill shortage*
4. Children with the strongest geographical claim, measured in a straight line from the Ordnance Survey address point of the child's home address (including flats) to the Ordnance Survey address point of the school, using the Local Authority's computerised measuring system, with those living closer to the school receiving the higher priority.

*At first Board of Trustees meeting of each academic year, the Trust Board will receive information from the CEO about the current subject or skills shortage for the school.

Where any particular category at points 1-3 above is oversubscribed, criterion 4 (strongest geographical claim based on straight line distance) will be used to determine which child is offered a place.

In the event of a tie between two or more children when applying criterion 4 (strongest geographical claim based on straight line distance) where there are not enough places available to offer all children a place at the school, a process of random allocation will be followed by the DGAT. This will be in the form of a manual process which is overseen by an independent person from the Trust Board or its delegated authority. Where twins or children from multiple births are part of a random allocation process they will be considered as one applicant.

Lydbrook Primary School

Telephone: 01594 860344

Email: admin@lydbrook.gloucs.sch.uk

Website: www.lydbrook.gloucs.sch.uk

Address: Upper Lydbrook, Lydbrook, Gloucestershire, GL17 9PX

Category of School:	Primary School
Status of School:	Community
Age Range:	4-11
Published Admission Number:	15
No. of pupils on roll Jan 2024:	92
Total No. of Preferences for Sept 2024:	16
No. of 1 st Preferences for Sept 2024:	11

Admissions Policy

1. Looked after children or previously looked after children.
2. Siblings.
3. Home to school distance (measured in a straight line).

Lydney C of E Community Primary School

Telephone: 01594 842172

Email: admin@lydney.gloucs.sch.uk

Website: www.lydneycofe.co.uk

Address: Bream Road, Lydney, Glos, GL15 5JH

Category of School:	Primary
Status of School:	Academy
Age Range:	4-11
Published Admission Number:	30
No. of pupils on roll Jan 2024:	211
Total No. of Preferences for Sept 2024:	85
No. of 1 st Preferences for Sept 2024:	23

Admissions Policy

1. Looked after children or previously looked after children.
2. Children who have a sibling who will be attending Lydney C of E Primary School at the time of reception admission (i.e a brother or sister, half brother or sister, adopted brother or sister, step brother or sister, or the child of a parent/carer's partner). Note: The older child must be continuing to attend the school when the younger child is admitted and in every case the child must be living in the same family unit at the same address.
3. Children with an authenticated medical reason for attending the school. Note: Children for whom only this particular school is appropriate due to an exceptional medical condition. Applications will only be considered if supported by a written statement from the applicant's doctor which must demonstrate that there is a very specific connection between the medical need and the facilities or resources of the school. The final decision to accept a child under this category will be made by the Lydney Local Academy Committee through consultation with relevant professionals where necessary.
4. Children of members of staff. Note: (a) If the member of staff has been employed at Lydney C of E Primary School for two or more years at the time the of the application being made, (b) if the member of staff is recruited to fill a vacant post of which there is a demonstrable skill shortage.
5. Children with the strongest geographical claim in the year in which the child is to start school on the closing date for applications. Note: The distance will be measured in a straight line from the ordnance survey point of the child's home address (including flats) to the ordnance survey point of the school. Those living the closest will receive the higher priority.

Special notes:

Where any particular category at points 1-4 above is oversubscribed, criterion 5 (the strongest geographical claim based on straight line distance) will be used to determine which child is offered a place.

In the event of a tie between two or more children, when applying criterion 5, the strongest geographical claim will be measured in a straight line from the ordnance survey point from the child's home address (including flats) to the ordnance survey address point of the school using the Local Authority's computerised measuring system with those living closer to the school receiving the higher priority.

Where there are not enough places available to offer all children a place at the school, a process of random allocation will be followed by the Lydney Local Academy Committee. This process will be overseen by an independent person.

Supplementary Form Required: See criteria 3 above.

Meadowside Primary School

Telephone: 01452 721767

Email: admin@meadowsideprimary.co.uk

Website: www.meadowsideschool.co.uk

Address: Elmore Lane East, Quedgeley, Gloucester, Gloucestershire, GL2 4LX

Category of School:	Primary School
Status of School:	Community

Age Range:	4-11
Published Admission Number:	30
No. of pupils on roll Jan 2024:	211
Total No. of Preferences for Sept 2024:	123
No. of 1 st Preferences for Sept 2024:	30

Admissions Policy

1. Looked after children or previously looked after children.
2. Siblings.
3. Home to school distance (measured in a straight line).

Meysey Hampton C of E Primary School

Telephone: 01285 851441
 Email: admin@meyseyhampton.gloucs.sch.uk
 Website: www.meyseyhamptonprimaryschool.co.uk
 Address: School Lane, Meysey Hampton, Cirencester, Glos GL7 5JS

Category of School:	Primary
Status of School:	Voluntary Controlled
Age Range:	4-11
Published Admission Number:	15
No. of pupils on roll Jan 2024:	92
Total No. of Preferences for Sept 2024:	50
No. of 1 st Preferences for Sept 2024:	22

Admissions Policy

1. Looked after children or previously looked after children.
2. Siblings.
3. Home to school distance (measured in a straight line).

Mickleton Primary School

Telephone: 01386 438393
 Email: admin@mickleton.gloucs.sch.uk
 Website: www.mickletonschool.com
 Address: Broadmarston Lane, Chipping Campden, Gloucestershire, GL55 6SJ

Category of School:	Primary School
Status of School:	Community
Age Range:	4-11
Published Admission Number:	30
No. of pupils on roll Jan 2024:	194
Total No. of Preferences for Sept 2024:	54
No. of 1 st Preferences for Sept 2024:	36

Admissions Policy

1. Looked after children or previously looked after children.
2. Siblings.
3. Home to school distance (measured in a straight line).

Minchinhampton C of E Primary Academy

Telephone: 01453 883273
 Email: admin@minchschoo.net
 Website: www.minchacademy.net
 Address: School Road, Minchinhampton, Stroud, Glos. GL6 9BP

Category of School:	Primary School
Status of School:	Academy
Age Range:	4-11
Published Admission Number:	45

No. of pupils on roll Jan 2024:	285
Total No. of Preferences for Sept 2024:	63
No. of 1st Preferences for Sept 2024:	19

Admissions Policy

1. Looked after children or previously looked after children.
2. Children who have siblings attending the school and who will continue to do so when the younger child is admitted. For this purpose, sibling refers to brother or sister, half brother or sister, adopted brother or sister, step brother or sister, or the child of the parent/carer's partner as well as children who are brought together as a family by a same sex civil partnership. In every case, the child must be living in the same family unit at the same address, at the time of application.

Where a child lives with both parents on a 50/50 (equal) basis, both parents must agree and confirm the pupil's address, which must be the same address as the preference school has registered for the sibling connection to apply. The parents' agreement and application must be made before the closing dates in order for the sibling connection to apply.

3. Children who have a parent who is a member of staff at the school and who will continue to do so when the child joins the school roll. A child is defined as a son or daughter, step son or daughter, adopted son or daughter or the child of the parent/carer's partner, and in every case, the child must be living in the same family unit at the same address. A member of staff is defined as anyone who is employed at the school. Priority will be given to children of staff in either or both of the following circumstances: a) where the member of staff has been employed at the school for two or more years at the time at which the application for admission to the school is made; and/or b) the member of staff is recruited to fill a vacant post at the school for which there is a demonstrable skill shortage*
4. Children with the strongest geographical claim, measured in a straight line from the Ordnance Survey address point of the child's home address (including flats) to the Ordnance Survey address point of the school, using the Local Authority's computerised measuring system, with those living closer to the school receiving the higher priority.

*At first Board of Trustees meeting of each academic year, the Trust Board will receive information from the CEO about the current subject or skills shortage for the school.

Where any particular category at points 1-3 above is oversubscribed, criterion 4 (strongest geographical claim based on straight line distance) will be used to determine which child is offered a place.

In the event of a tie between two or more children when applying criterion 4 (strongest geographical claim based on straight line distance) where there are not enough places available to offer all children a place at the school, a process of random allocation will be followed by the DGAT. This will be in the form of a manual process which is overseen by an independent person from the Trust Board or its delegated authority. Where twins or children from multiple births are part of a random allocation process they will be considered as one applicant.

Miserden C of E Primary School

Telephone: 01285 821463

Email: admin@miserden.gloucs.sch.uk

Website: www.miserden.gloucs.sch.uk

Address: Miserden, Stroud, Gloucestershire GL6 7JA

Category of School:	Primary
Status of School:	Voluntary Aided
Age Range:	4-11
Published Admission Number:	10
No. of pupils on roll Jan 2024:	36
Total No. of Preferences for Sept 2024:	18
No. of 1st Preferences for Sept 2024:	6

Admissions Policy

1. Looked after children or previously looked after children.
2. Siblings - Children who have siblings attending the school when the younger child is admitted. NB. We define siblings as brother or sister, half brother or sister, adopted brother or sister, step brother or sister, or the child of the parent/carer's partner as well as children who are brought together as a family by a same sex civil partnership. In every case, the child must be living in the same family unit at

the same address, at the time of application. Where a child lives with both parents on a 50/50 (equal) basis, both parents must agree and confirm the pupil's address, which must be the same address as the preference school has registered for the sibling connection to apply. The parents' agreement and application must be made before the closing dates in order for the sibling connection to apply.

3. Children who have an authenticated medical reason for attending Miserden School. The Governors will require evidence from a doctor. This must demonstrate that there is a very specific connection between the medical need and the facilities or resources of this school.
4. Children with the strongest geographical claim, measured in a straight line from the ordnance survey address point of the child's permanent home address (including flats) to the ordnance survey point of the school, using the Local Authority's computerised measuring system, with those living closer to the school receiving the higher priority.

Tiebreaker - Places are offered on the basis of those living closest to the school's front gate measured by the shortest route using roads maintained by the Highways Authorities. Where a tie remains, lots will be drawn and overseen by a representative from the Diocesan Education Team.

Supplementary Form Required: See criteria 3 above.

Mitcheldean Endowed Primary School

Telephone: 01594 542240

Email: admin@mitcheldean.gloucs.sch.uk

Website: www.mitcheldeanschool.co.uk

Address: Hawker Hill, Mitcheldean, Gloucestershire. GL17 0BS

Category of School:	Primary
Status of School:	Voluntary Aided
Age Range:	4-11
Published Admission Number:	30
No. of pupils on roll Jan 2024:	205
Total No. of Preferences for Sept 2024:	53
No. of 1st Preferences for Sept 2024:	31

Admissions Policy

1. Looked after children or previously looked after children.
2. Children living within the ecclesiastical parish of Abenhall and Mitcheldean who already have a brother or sister attending the school at the time of the admission of the younger child. Brother or sister includes half brother or sister, adopted brother or sister, step brother or sister, or the child of the parent/carer's partner. In every case, the child must be living in the same family unit at the same address.
3. Children of staff at the school who either or both meet the following circumstances:
 - a) where the member of staff has been employed at the school for 2 or more years at which the application to the school is made, and or
 - b) the member of staff is recruited to fill a vacant post for which there is a demonstrable skill shortage.
4. Children living in the ecclesiastical parish of Abenhall and Mitcheldean. A map showing the catchment area can be found on the school website.
5. Children who have an authenticated medical reason for attending the school. A letter from the Doctor or Specialist will be required. This must show that there is a very specific connection between the medical need and the facilities or resources of the school.
6. Children living outside the ecclesiastical parish of Abenhall and Mitcheldean who already have a brother or sister attending the school at the time of the admission of the younger child.
7. Children living outside the ecclesiastical parishes of Abenhall and Mitcheldean.
8. In the event of oversubscription in any of the above criterion, places will be allocated to children with the strongest geographical claims, measured in a straight line from the Ordnance Survey Address Point of the child's home address (including flats) to the central point of the school, using the Local Authority's computerised measuring system, with those living closer to the school receiving the higher priority. This is administered for the Governors, who are the admission authority, by the Local Authority.

In the event of the oversubscription of any of the criterion (2, 3, 4, 5, 6, 7 and 8) where there are two or more children living the same distance from the school, then a 'names in the hat' process will be undertaken by the Admissions Authority with parents/guardians invited.

Supplementary Form Required: See criteria 5 above.

Mitton Manor Primary School

Telephone: 01684 273451

Email: admin@mittonmanor.gloucs.sch.uk

Website: www.mittonmanor.gloucs.sch.uk

Address: Carrant Road, Tewkesbury, Gloucestershire, GL20 8AR

Category of School:	Primary
Status of School:	Academy
Age Range:	4-11
Published Admission Number:	30
No. of pupils on roll Jan 2024:	200
Total No. of Preferences for Sept 2024:	73
No. of 1 st Preferences for Sept 2024:	23

Admissions Policy

1. Looked after children or previously looked after children.
2. Mitton Manor Primary School offers a higher priority for children with siblings who will still be attending the school when the applicant child is admitted. For this purpose, sibling refers to brother or sister, half brother or sister, adopted brother or sister, step brother or sister, or the child of the parent/carer's partner. In every case, the child must be living in the same family unit at the same address, at the time of application.
3. Children with the strongest geographical claim, measured in a straight line from the ordnance survey address point of the child's home address (including flats) to the ordnance survey point of the school, using the Local Authority's computerised measuring system, with those living closer to the school receiving the higher priority.

Where any particular category at points 1-2 above is oversubscribed, criterion 3 (strongest geographical claim based on straight line distance) where there are not enough places available to offer all children a place at the school, a process of random allocation will be followed by the Local Authority. This will be in the form of a manual process which is overseen by an independent person from the Council's Legal Services. Where twins or children from multiple births are part of a random allocation process, they will be considered as one applicant.

Moat Primary School

Telephone: 01452 520502

Email: admin@moat.academy

Website: www.moat.academy

Address: Juniper Avenue, Matson, Gloucester, Gloucestershire, GL4 6AP

Category of School:	Primary School
Status of School:	Academy
Age Range:	4-11
Published Admission Number:	30
No. of pupils on roll Jan 2024:	109
Total No. of Preferences for Sept 2024:	26
No. of 1 st Preferences for Sept 2024:	11

Admissions Policy

1. Looked after children or previously looked after children.
2. Children who have either medical or social grounds for admission to this school. This evidence must set out the particular reason why the child should attend this school rather than any other and show that this is the only suitable school to meet their stated needs, why no other local school could meet those needs and what the difficulties would be if the child had to attend any other local school.

Parents should complete the Trust's Social and Medical Form (in addition to the CAF), which can be found on the school's website - www.moat.academy The Social and Medical Form must be supported

by relevant written evidence on letter headed paper from a Doctor, Social Worker or Attendance/Welfare Officer.

The Trust's Social and Medical Form must be submitted directly to the Greenshaw Learning Trust no later than 15 January via email to s.m@greenshawlearningtrust.co.uk or posted to, Head of Admissions, Greenshaw Learning Trust, Oru Sutton, 7 Throwley Way, Sutton SM1 4AF.

Evidence submitted after the closing date will not be considered. Only in exceptional circumstances the Trust may apply discretion to consider evidence submitted after the closing date. It is therefore important that all relevant evidence is submitted at the time of application and should be submitted before the closing date to ensure full consideration.

Applications will be assessed against the evidence and determined as a joint decision of the Greenshaw Learning Trust Head of Admissions and the school's Headteacher.

3. Children of members of staff of the school, where:

- The member of staff has been employed at Moat Primary Academy for two or more consecutive years at the time at which the application for admission to the school is made; or
- The member of staff has been recruited to fill a vacant post for which there is a demonstrable skill shortage.

4. Children who will have a sibling at the school at the time of admission. Sibling refers to brother or sister, half brother or sister, adopted brother or sister, foster brother or sister, step brother or sister, or the child of the parent's partner, as well as children who are brought together as a family by a same-sex civil partnership. In every case, the child must be living in the same family unit at the same address, Monday to Friday at the time of the application.

5. Distance. Any remaining places will be offered based on proximity of the child's home address (as at the closing date of 15 January) to the school. Distances will be measured in a straight-line distance using the computerised system as specified by Gloucestershire Council.

The address on the application must be the child's permanent place of residence. The address will normally be the parents' address. It should not be a business or carer's/childminder's address. It should also not be a relative's address unless the child lives at that address as their normal place of residence. Parents must not use a temporarily rented address to secure a school place for their child if they still possess or rent a property previously used as a home address. Nor will a temporary address be accepted if we believe that the temporary address is being used solely for the purpose of obtaining a school place when an alternative address is still available to that child.

Where a child lives with parents with shared parental responsibility, each for part of a week, the address where the child lives is determined using a joint declaration from the parents stating the pattern of residence. If a child's residence is split equally between both parents, then parents will be asked to determine which residential address should be used for the purpose of admission to school. If no joint declaration is received by the closing date for applications, then if the residence is not split equally between both parents the home address will be determined to be the address where the child spends the majority of the school week; if residence is split equally between both parents the home address will be determined to be the address where the child is registered with the doctor. However, all evidence will be taken into account.

All school admission applications for school places are subject to address checks to ensure school places are allocated fairly and in accordance with published admission arrangements. These checks will be conducted by the home Local Authority. Where a fraudulent address or an address of convenience are found to have been used, the application and any subsequent offer may be withdrawn.

Tie Break: Where two or more applicants share priority for a place, e.g. where two children live equidistant from the school and there is only one place remaining, the child to be offered a place will be selected by the drawing of lots. Lots will be drawn by a senior officer of the Greenshaw Learning Trust Shared Service who is independent of the school's admissions process.

Supplementary Form Required: See criteria 3 above.

Nailsworth C of E Primary School

Telephone: 01453 832382

Email: admin@nailsworth.gloucs.sch.uk

Website: www.nailsworthschool.org.uk

Address: Nympsfield Road, Forest Green, Nailsworth, Stroud, Glos. GL6 0ET

Category of School:	Primary School
Status of School:	Voluntary Controlled
Age Range:	4-11
Published Admission Number:	30
No. of pupils on roll Jan 2024:	199
Total No. of Preferences for Sept 2024:	43
No. of 1 st Preferences for Sept 2024:	19

Admissions Policy

1. Looked after children or previously looked after children.
2. Siblings.
3. Home to school distance (measured in a straight line).

Naunton Park Primary School

Telephone: 01242 513114

Email: admin@nauntonpark.gloucs.sch.uk

Website: www.nauntonpark.gloucs.sch.uk

Address: Naunton Lane, Cheltenham, Gloucestershire, GL53 7BT

Category of School:	Primary
Status of School:	Community
Age Range:	4-11
Published Admission Number:	60
No. of pupils on roll Jan 2024:	420
Total No. of Preferences for Sept 2024:	269
No. of 1 st Preferences for Sept2024:	54

Admissions Policy

1. Looked after children or previously looked after children.
2. Siblings.
3. Home to school distance (measured in a straight line).

Newnham St Peter's C of E Primary School

Telephone: 01594 516208

Email: admin@newnham-st-peter.gloucs.sch.uk

Website: www.npspschool.uk

Address: Station Road, Newnham-on-Severn, Glos. GL14 1AT

Category of School:	Primary
Status of School:	Academy
Age Range:	4-11
Published Admission Number:	20
No. of pupils on roll Jan 2024:	122
Total No. of Preferences for Sept 2024:	21
No. of 1 st Preferences for Sept 2024:	11

Admissions Policy

1. Looked after children or previously looked after children.
2. Children who live within the Benefice of St Peter Newnham with St. Andrew's Awre and All Saints' Blakeney who already have a brother or sister attending Newnham St. Peter's at the time of the admission of the younger child. (i.e. brother or sister, half brother or sister, adopted brother or sister, step brother or sister, or the child of the parent/carer's partner.) The older child must be continuing

to attend the school when the younger child is admitted and in every case, the child must be living in the same family unit at the same address.

3. Children for whom only this particular school is appropriate due to an exceptional medical condition. Applications will only be considered if supported by a written statement from the applicant's doctor which must demonstrate that there is a very special connection between the medical need and the facilities or resources of the school. The final decision to accept a child under this category will be made by the Board of Trustees through consultation with relevant professionals where necessary.
4. Children living within the Benefice of Newnham St. Peter's with St. Andrew's Awre and All Saints' Blakeney and who worship at St Peter's or St Andrew's or All Saints'.
5. Children of members of staff of the school, if:
 - The member of staff has been employed at Newnham St Peter's C of E School for two or more years at the time of the application being made; or
 - The member of staff has been recruited to fill a vacant post for which there is a demonstrable skill shortage.
6. Children with the strongest geographical claim in the year in which the child is to start school on the closing date for applications. The distance will be measured in a straight line from the Ordnance Survey address point of the child's home address (including flats) to the Ordnance Survey point of the school. Those living closer to the school receiving the higher priority.

Where any particular category at points 1-5 is oversubscribed, criterion 6 (the strongest geographical claim based on straight line distance) will be used to determine which child will be offered a place.

In the event of a tie between two or more children when applying criterion 6, the strongest geographical claim will be measured in a straight line from the Ordnance Survey point from the child's home address (including flats) to the Ordnance Survey address point of the school using the Local Authority's computerised measuring system with those living closer to the school receiving the higher priority. Where there are not enough places available to offer all children a place at the school, a process of random allocation will be followed by the Newnham St. Peter's Local Academy Committee. The process will be overseen by an independent person.

Supplementary Form Required: See criteria 3.

North Cerney C of E Primary School

Telephone: 01285 831310

Email: admin@northcerney.gloucs.sch.uk

Website: www.northcerney.gloucs.sch.uk

Address: Dark Lane, North Cerney, Cirencester, Glos. GL7 7BZ

Category of School:	Primary
Status of School:	Academy
Age Range:	4-11
Published Admission Number:	10
No. of pupils on roll Jan 2024:	52
Total No. of Preferences for Sept 2024:	22
No. of 1st Preferences for Sept 2024:	6

Admissions Policy

1. Looked after children or previously looked after children.
2. Children who have siblings attending the school and who will continue to do so when the younger child is admitted. For this purpose, sibling refers to brother or sister, half brother or sister, adopted brother or sister, step brother or sister, or the child of the parent/carer's partner as well as children who are brought together as a family by a same sex civil partnership. In every case, the child must be living in the same family unit at the same address, at the time of application.
Where a child lives with both parents on a 50/50 (equal) basis, both parents must agree and confirm the pupil's address, which must be the same address as the preference school has registered for the sibling connection to apply. The parents' agreement and application must be made before the closing dates in order for the sibling connection to apply.
3. Children who have a parent who is a member of staff at the school and who will continue to do so when the child joins the school roll. A child is defined as a son or daughter, step son or daughter, adopted son or daughter or the child of the parent/carer's partner, and in every case, the child must be living in the same family unit at the same address. A member of staff is defined as anyone who is employed at the school. Priority will be given to children of staff in either or both of the following

- circumstances: a) where the member of staff has been employed at the school for two or more years at the time at which the application for admission to the school is made; and/or b) the member of staff is recruited to fill a vacant post at the school for which there is a demonstrable skill shortage*
4. Children with the strongest geographical claim, measured in a straight line from the Ordnance Survey address point of the child's home address (including flats) to the Ordnance Survey address point of the school, using the Local Authority's computerised measuring system, with those living closer to the school receiving the higher priority.

*At first Board of Trustees meeting of each academic year, the Trust Board will receive information from the CEO about the current subject or skills shortage for the school.

Where any particular category at points 1-3 above is oversubscribed, criterion 4 (strongest geographical claim based on straight line distance) will be used to determine which child is offered a place.

In the event of a tie between two or more children when applying criterion 4 (strongest geographical claim based on straight line distance) where there are not enough places available to offer all children a place at the school, a process of random allocation will be followed by the DGAT. This will be in the form of a manual process which is overseen by an independent person from the Trust Board or its delegated authority. Where twins or children from multiple births are part of a random allocation process they will be considered as one applicant.

North Nibley C of E Primary School

Telephone: 01453 542600

Email: admin@northnibley.gloucs.sch.uk

Website: www.northnibley.gloucs.sch.uk

Address: The Street, North Nibley, Glos. GL11 6DL

Category of School:	Primary
Status of School:	Voluntary Aided
Age Range:	4-11
Published Admission Number:	15
No. of pupils on roll Jan 2024:	108
Total No. of Preferences for Sept 2024:	33
No. of 1 st Preferences for Sept 2024:	13

Admissions Policy

1. Looked after children or previously looked after children.
2. Where the child lives in the Civil Parish of North Nibley - (Please refer to the map in Appendix 1)
3. Where the child has at least one sibling still on roll in the School on the applicant child's admission.
Definition - a brother or sister, half brother or sister, adopted brother or sister, step brother or sister or the child of a parent /carer's partner as well as children who are brought together as a family by a same sex civil partnership. In every case the child must be living in the same family unit at the same address at the time of application.
4. Children for whom only this particular school is appropriate due to an exceptional medical condition. Applications under this criterion will only be considered if they are supported by a written statement from a Doctor. This must demonstrate that there is a very specific connection between the medical condition and the school.
5. Where the child lives in other hamlets or villages, historically linked with the school, that have no school of their own - (See Appendix 2). Children with the strongest geographical claim, measured in a straight line from the Ordnance Survey address point of the child's home address (including flats) to the Ordnance Survey address point of the school, using the Local Authority's computerised measuring system, with those living closer to the school receiving the higher priority.
6. Where the family, although not living in the Parish, has an active connection* with the following places of worship, in ranked order -
 - i. St. Martin's Church, North Nibley
 - ii. The Congregational Chapel, North Nibley
7. Children of full or part time permanent salaried members of staff where either: a) where the member of staff has been employed at the school for two or more years, at the closing date for applications for admission to the school, and/or b) the member of staff is recruited to fill a vacant post for which there is a demonstrable skill shortage.
8. Where the family, although not living in the Parish, has an active connection* with the following places of worship, in ranked order -

- i. other Church of England Churches within the Tyndale benefice
 - ii. any other Church of England Church
9. Where the child lives in other locations historically linked with the school and have a nearby school - (See Appendix 3). Children with the strongest geographical claim, measured in a straight line from the ordnance survey address point of the child's home address (including flats) to the ordnance survey address point of the school, using the Local Authority's computerised measuring system, with those living closer to the school receiving the higher priority.

*An active connection is defined as meaning attendance by members of the family at church services at least once per calendar month for a minimum of one year prior to the child starting school. A Supplementary Information Form (SIF - Appendix 4) should be completed and signed by the minister or church wardens of the church. In the event that during the period specified for attendance at worship, the church has been closed for public worship (and has not provided alternative premises for that worship), the attendance requirements of criteria 6 and 8 will only apply to the period when the church or alternative premises have been available for public worship.

Tie-breaker

Proximity to the school. This will be measured by the shortest walking distance by road or maintained footpath or other public rights of way from the pupil's home, to the main entrance point of the school using a GIS computerised mapping system. In the event that two or more children live at the same distance from the school (as can happen with families living in blocks of flats), random allocation, where supervised drawing of lots by an independent responsible person of good standing will be used to decide which child(ren) will be allocated the remaining place(s) (in accordance with 1.34 and 1.35 of the School Admissions Code).

Appendix 1 - Civil Parish of North Nibley (Priority 2).

Includes: Forthay, Pitt Court, Crowell Brook, Millend, Nibley Green, Swinhay, Smarts Green, Warend Hill, Southend, Waterley Bottom, Howley, 3 houses on South side of Stinchcombe Hill (currently named as "Drakestone House" and "Drakestone Cottages)

Appendix 2 - Hamlets and Villages outside the Parish without their own schools (Priority 5)

Stancombe, Road Green, Blanchworth, Lower Wick, Middle Wick and Upper Wick, Stinchcombe

Appendix 3 - Locations with schools nearby (Priority 9)

Cam, Wotton-under-Edge

A map is available to view on request. Please ask at the school office.

Appendix 4 - Supplementary Information Form (SIF) - Available from the school office or school website.

Supplementary Form Required: See criteria above.

Northleach C of E Primary School

Telephone: 01451 860274

Email: admin@northleach.gloucs.sch.uk

Website: www.northleach.gloucs.sch.uk

Address: Mill End, Northleach, Glos. GL54 3HJ

Category of School:	Primary
Status of School:	Voluntary Controlled
Age Range:	4-11
Published Admission Number:	25
No. of pupils on roll Jan 2024:	122
Total No. of Preferences for Sept 2024:	18
No. of 1st Preferences for Sept 2024:	15

Admissions Policy

1. Looked after children or previously looked after children.
2. Siblings.
3. Home to school distance (measured in a straight line).

Northway Infant School

Telephone: 01684 293447

Email: admin@northway.gloucs.sch.uk

Website: www.northwayinfants.co.uk

Address: Virginia Road, Tewkesbury, Glos. GL20 8PT

Category of School:	Infant
Status of School:	Academy
Age Range:	4-7
Published Admission Number:	30
No. of pupils on roll Jan 2024:	99
Total No. of Preferences for Sept 2024:	46
No. of 1 st Preferences for Sept 2024:	31

Admissions Policy

1. Looked after children or previously looked after children.
2. Siblings.
3. Home to school distance (measured in a straight line).

Norton C of E Primary School

Telephone: 01452 730531

Email: admin@norton.gloucs.sch.uk

Website: www.norton.gloucs.sch.uk

Address: Old Tewkesbury Road, Norton, Gloucester, GL2 9LJ

Category of School:	Primary
Status of School:	Voluntary Controlled
Age Range:	4-11
Published Admission Number:	20
No. of pupils on roll Jan 2024:	152
Total No. of Preferences for Sept 2024:	46
No. of 1 st Preferences for Sept 2024:	21

Admissions Policy

1. Looked after children or previously looked after children.
2. Siblings.
3. Home to school distance (measured in a straight line).

Oak Hill C of E Primary School

Telephone: 01242 620448

Email: admin@oakhill.gloucs.sch.uk

Website: www.oakhill.gloucs.sch.uk

Address: School Office, School Road, Alderton, Tewkesbury, Glos. GL20 8NP

Category of School:	Primary
Status of School:	Academy
Age Range:	4-11
Published Admission Number:	15
No. of pupils on roll Jan 2024:	49
Total No. of Preferences for Sept 2024:	9
No. of 1 st Preferences for Sept 2024:	6

Admissions Policy

1. Looked after children or previously looked after children.
2. Siblings.
3. Home to school distance (measured in a straight line).

Oakridge Parochial Primary School

Telephone: 01285 760269

Email: admin@oakridge.gloucs.sch.uk

Website: www.oakridgeschool.org.uk

Address: Oakridge Lynch, Stroud, Gloucestershire, GL6 7NR

Category of School:	Primary
Status of School:	Voluntary Aided
Age Range:	4-11
Published Admission Number:	6
No. of pupils on roll Jan 2024:	23
Total No. of Preferences for Sept 2024:	13
No. of 1 st Preferences for Sept 2024:	<5

Admissions Policy

1. Looked after children or previously looked after children.
2. Children living within the Parish - The Oakridge Ward consists of five hamlets; Waterlane (GL6 7PH, 7PJ, 7PL, 7PN & 7PQ), Oakridge Lynch (GL6 7NR, 7NS, 7NU, 7NY & 7NZ), Far Oakridge (GL6 7PB, 7PD, 7PE, 7PF & 7PG), Bournes Green (GL6 7NL, 7NN & 7NW) and Tunley (GL7 6LP & 6LW)
3. Siblings of children who are registered in the school and who will continue to do so at the time of admission of the younger child. (Sibling refers to brother or sister, half brother or sister, adopted brother or sister, step brother or sister, or the child of the parent/carer's partner). In every case, the child must be living in the same family unit at the same address.
4. Children for whom only one particular school is appropriate due to an exceptional medical condition. Applications under this criterion will only be considered if they are supported by a written statement from the child's doctor. This must demonstrate that there is a very specific connection between the medical need and the facilities or resources of the school concerned.
5. Children with the strongest geographical claim, measured in a straight line from the ordnance survey address point of the child's home address (including flats) to the ordnance survey address point of the school, using the Local Authority's computerised measuring system, with those living closer to the school receiving the higher priority.

Tie-breaker

Proximity to the school. This will be measured by the shortest walking distance by road or maintained footpath or other public rights of way from the pupil's home to the main entrance point of the school using a GIS computerised mapping system. In the event that two or more children live at the same distance from the school (as can happen with families living in blocks of flats), random allocation, where supervised drawing of lots by an independent responsible person of good standing will be used to decide which child(ren) will be allocated the remaining place(s) (in accordance with 1.34 and 1.35 of the School Admissions Code).

Supplementary Form Required: See criteria 4 above.

Oakwood Primary School

Telephone: 01242 515775

Email: admin@oakwood.gloucs.sch.uk

Website: www.oakwood.gloucs.sch.uk

Address: Cotswold Road, Cheltenham, Glos. GL52 5HD

Category of School:	Primary
Status of School:	Foundation
Age Range:	4-11
Published Admission Number:	60
No. of pupils on roll Jan 2024:	358
Total No. of Preferences for Sept 2024:	62
No. of 1 st Preferences for Sept 2024:	44

Admissions Policy

1. Looked after children or previously looked after children.

2. Children who will have siblings attending the school at the time when the younger child is admitted. For the purpose of this admissions policy the term 'sibling' refers to brother or sister, half brother or sister, adopted brother or sister, step brother or sister, or the child of the parent/carer's partner, and in every case, the child must be living in the same family unit at the same address, at the time of application.
3. Children who have an authenticated medical reason for attending Oakwood School. *Application under this criterion will only be considered if they are supported by a written statement from the child's doctor. This must demonstrate that there is a very specific connection between the medical need and the facilities or resources of the school.*
4. Children with the strongest geographical claim, measured in a straight line from the ordnance survey address point of the child's home address (including flats) to the ordnance survey address point of the school, using the Local Authority's computerised measuring system, with those living closer to the school receiving the higher priority.
5. Children for whom Oakwood School is not the nearest primary school.

If there is insufficient space for all children in any one of the above priorities (1, 2 or 3) then places will be allocated to those with the strongest geographical claim, measured in a direct line.

In the event of a tie between two or more children when applying criterion 4 (strongest geographic claim based on straight line distance) where there are not enough places available to offer all children a place at Oakwood a process of random allocation will be followed

Supplementary Form Required: See criteria 3 above.

Offa's Mead Primary Academy

Telephone: 01291 622932

Email: contactus@offasmeadacademy.org

Website: www.offasmeadacademy.org

Address: Beachley Road, Sedbury, Chepstow, Monmouthshire NP16 7DT

Category of School:	Primary
Status of School:	Academy
Age Range:	4-11
Published Admission Number:	30
No. of pupils on roll Jan 2024:	120
Total No. of Preferences for Sept 2024:	21
No. of 1st Preferences for Sept 2024:	6

Admissions Policy

1. Looked after children or previously looked after children.
2. Children with a sibling (brother or sister) who will still be on roll at the Academy at the time of admission. A sibling is defined as a child who has a brother, sister, adopted brother or sister or stepbrother or stepsister living in the same family unit in the same family household and address who attends the Academy in any year group excluding Year 6. Children residing in the same household as part of an extended family, such as cousins, will not be treated as siblings.
3. Distance - children resident closest to the Academy. The distance measure between the applicant's home and the Academy is provided by the Local Authority which uses its computerised measuring system and data provided by Ordnance Survey (OS) to measure the straight line distance between the OS address point of the child's home to the OS address point of the Academy.

Tie-breaker - where two or more applicants have equal priority for the last available place then random allocation will be used as the final tie breaker to decide who has higher priority for admission. This process will be independently verified.

Park Junior School (The)

Telephone: 01453 823108

Email: admin@park-jun.gloucs.sch.uk

Website: www.stonehouseschools.uk

Address: Stonehouse Federation, Elm Road, Stonehouse, Glos. GL10 2NP

Category of School:	Junior
----------------------------	--------

Status of School:	Community
Age Range:	7-11
Published Admission Number:	60
No. of pupils on roll Jan 2024:	201
Total No. of Preferences for Sept 2024:	30
No. of 1 st Preferences for Sept 2024:	30

Admissions Policy

1. Looked after children or previously looked after children.
2. Children who already have an older sibling in attendance at the Stonehouse Park Federation. For the purpose of this admissions policy the term 'sibling' refers to brother or sister, half brother or sister, adopted brother or sister, step brother or sister, or the child of the parent/carer's partner, and in every case, the child must be living in the same family unit at the same address, at the time of application.
3. Children who are moving on to Park Junior School from the companion school, Stonehouse Park Infants School.
4. Children with authenticated medical reasons for attending Park Junior School (supported by a doctor's certificate)
5. Proximity of the child's home to the school with those living nearer being accorded the higher priority. The distance will be measured by the shortest safe route. For admission purposes this should be measured in a straight line from the ordnance survey point of the child's home address to the ordnance survey point of the school. Safe routes are only used when assessing transport applications.

Supplementary Form Required: See criteria 4.

Parkend Primary School

Telephone: 01594 562407

Email: admin@parkend.gloucs.sch.uk

Website: www.parkendschool.com

Address: Yorkley Road, Parkend, Gloucester. GL15 4HL

Category of School:	Primary
Status of School:	Community
Age Range:	4-11
Published Admission Number:	10
No. of pupils on roll Jan 2024:	57
Total No. of Preferences for Sept 2024:	29
No. of 1 st Preferences for Sept 2024:	9

Admissions Policy

1. Looked after children or previously looked after children.
2. Siblings.
3. Home to school distance (measured in a straight line).

Pauntley C of E Primary School

Telephone: 01531 820053

Email: admin@pauntley.gloucs.sch.uk

Website: www.pauntleyschool.com

Address: Pool Hill, Newent, Gloucestershire, GL18 1LL

Category of School:	Primary
Status of School:	Voluntary Controlled
Age Range:	4-11
Published Admission Number:	7
No. of pupils on roll Jan 2024:	39
Total No. of Preferences for Sept 2024:	19
No. of 1 st Preferences for Sept 2024:	7

Admissions Policy

1. Looked after children or previously looked after children.
2. Siblings.

3. Home to school distance (measured in a straight line).

The Federation of Newent Schools (Picklenash Junior)

Telephone: 01531 820589

Email: admin@newentfed.org

Website: www.glebeandpicklenash.org.uk

Address: Ross Road, Newent, Gloucestershire, GL18 1BG

Category of School:	Junior
Status of School:	Foundation
Age Range:	7-11
Published Admission Number:	60
No. of pupils on roll January 2024:	191
Total No. of Preferences for Sept 2024:	40
No. of 1 st Preferences for Sept 2024:	40

Admissions Policy

1. Looked after children or previously looked after children.
2. Children who have siblings attending the school and will continue to do so at the time of their admission. The definition of a sibling is a brother or sister, half-brother or sister, adopted brother or sister, step brother or sister, or the child of the parent's/carer's partner, and in every case, the child must be living in the same family unit at the same address.
3. Children for whom only this particular school is appropriate due to an exceptional medical condition. Applications under this criterion will only be considered if they are supported by a written statement from a doctor. This must demonstrate that there is a very specific connection between the medical need and this school.
4. Proximity of the child's home to the school, distances measured from the child's home to the school by a straight line measured from the Ordnance Survey address point of the child's home address (including flats) to the Ordnance Survey point of the school, using the Local Authority's computerised measuring system.

In the event of oversubscription in any of the above criterion, places will be allocated to children with the strongest geographical claim, measured in a straight line from the Ordnance Survey Address Point of the child's home address (including flats) to the Ordnance Survey point of the school, using the Local Authority's computerised measuring system, with those living closer to the school receiving the higher priority.

In the event of a tie-break where any particular category at points 1 - 4 is oversubscribed, criterion 4 (strongest geographical claim based on straight line distance) will be used to determine which child will be offered a place.

In the event of a tie between two or more children when applying criterion 4) (strongest geographical claim based on straight line distance) where there are not enough places available to offer all children a place at the school, a process of random allocation will be followed by the Governing Body witnessed by an independent person.

Supplementary Form Required: See criteria 3 above.

Pillowell Community Primary School

Telephone: 01594 562244

Email: admin@pillowell.gloucs.sch.uk

Website: www.pillowellschool.co.uk

Address: School Road, Pillowell, Lydney, Glos. GL15 4QT

Category of School:	Primary
Status of School:	Community
Age Range:	4-11
Published Admission Number:	12
No. of pupils on roll Jan 2024:	82
Total No. of Preferences for Sept 2024:	21
No. of 1 st Preferences for Sept 2024:	10

Admissions Policy

1. Looked after children or previously looked after children.
2. Siblings.
3. Home to school distance (measured in a straight line).

Powell's C of E Primary School

Telephone: 01285 653799

Email: admin@powells.gloucs.sch.uk

Website: www.powells.gloucs.sch.uk

Address: Gloucester Street, Cirencester, Gloucestershire GL7 2DJ

Category of School:	Primary
Status of School:	Voluntary Aided
Age Range:	4-11
Published Admission Number:	60
No. of pupils on roll Jan 2024:	420
Total No. of Preferences for Sept 2024:	14
No. of 1 st Preferences for Sept 2024:	78

Admissions Policy

1. Looked after children or previously looked after children.
2. Sibling. The applicant child has a sibling who already attends the school and will still attend the school when the applicant child would start to attend. Sibling means full, half, step or adoptive brother or sister, or the child of the parent/carer's partner, and in every case the child must be living in the same family unit at the same address.
3. Local residence and Parish worship. In order for an application to be considered under this category, a completed Powell's Minister Support Form must be received by Powell's office by 8 January 2025. Both of the following conditions must be met:
 1. Local residence means that the distance measured in a straight line from the ordnance survey point of the child's home address to the ordnance survey point of the school using the Local Authority's computerised measuring system is not more than 3 miles
AND
 2. A parent of the child is a regular worshipper at one of the three churches of the Parish of Cirencester, namely St. John Baptist, Holy Trinity Watermoor or St Lawrence Chesterton. Regular means at least fortnightly on average throughout the year for at least a year prior to the closing date for applications. In the event that during the period specified for attendance at worship the churches in the parish of Cirencester have been closed for public worship and have not provided alternative premises for that worship, the requirements of these (admissions) arrangements in relation to attendance will only apply to the period when the churches or alternative premises have been available for public worship.
4. Proximity. Closest proximity to the school measured in a straight line from the ordnance survey point of the child's home address to the ordnance survey point of the school using the Local Authority's computerised measuring system, with those living closer to the school receiving higher priority. In the event of two or more children living the same distance away from the school, drawing lots will be used as a tie break to determine priority.

In the event of oversubscription within any of categories 1-3 above, proximity as defined in category 4 will be used to determine priority within the relevant category.

Supplementary Form Required:	Yes - See criteria 3 above
Available From:	The school
Date to be Returned:	8 January 2025
Where to be Returned:	The school

Primrose Hill C of E Academy

Telephone: 01594 843453

Email: admin@primrosehill.gloucs.sch.uk

Website: www.primrosehillcofeacademy.org.uk

Address: School Crescent, Lydney, Glos. GL15 5TA

Category of School:	Primary
Status of School:	Academy
Age Range:	4-11
Published Admission Number:	30
No. of pupils on roll Jan 2024:	214
Total No. of Preferences for Sept 2024:	73
No. of 1st Preferences for Sept 2024:	33

Admissions Policy

1. Looked after children or previously looked after children.
2. Children who have siblings attending the school and who will continue to do so when the younger child is admitted. For this purpose, sibling refers to brother or sister, half brother or sister, adopted brother or sister, step brother or sister, or the child of the parent/carer's partner as well as children who are brought together as a family by a same sex civil partnership. In every case, the child must be living in the same family unit at the same address, at the time of application.
Where a child lives with both parents on a 50/50 (equal) basis, both parents must agree and confirm the pupil's address, which must be the same address as the preference school has registered for the sibling connection to apply. The parents' agreement and application must be made before the closing dates in order for the sibling connection to apply.
3. Children who have a parent who is a member of staff at the school and who will continue to do so when the child joins the school roll. A child is defined as a son or daughter, step son or daughter, adopted son or daughter or the child of the parent/carer's partner, and in every case, the child must be living in the same family unit at the same address. A member of staff is defined as anyone who is employed at the school. Priority will be given to children of staff in either or both of the following circumstances: a) where the member of staff has been employed at the school for two or more years at the time at which the application for admission to the school is made; and/or b) the member of staff is recruited to fill a vacant post at the school for which there is a demonstrable skill shortage*
4. Children with the strongest geographical claim, measured in a straight line from the Ordnance Survey address point of the child's home address (including flats) to the Ordnance Survey address point of the school, using the Local Authority's computerised measuring system, with those living closer to the school receiving the higher priority.

*At first Board of Trustees meeting of each academic year, the Trust Board will receive information from the CEO about the current subject or skills shortage for the school.

Where any particular category at points 1-3 above is oversubscribed, criterion 4 (strongest geographical claim based on straight line distance) will be used to determine which child is offered a place.

In the event of a tie between two or more children when applying criterion 4 (strongest geographical claim based on straight line distance) where there are not enough places available to offer all children a place at the school, a process of random allocation will be followed by the DGAT. This will be in the form of a manual process which is overseen by an independent person from the Trust Board or its delegated authority. Where twins or children from multiple births are part of a random allocation process they will be considered as one applicant.

Queen Margaret Primary School

Telephone: 01684 292198

Email: info@qma.clf.uk

Website:

www.queenmargaretprimaryacademy.clf.uk

Address: York Road, Tewkesbury, Gloucestershire, GL20 5HU

Category of School:	Primary School
Status of School:	Academy
Age Range:	4-11
Published Admission Number:	30
No. of pupils on roll Jan 2024:	150
Total No. of Preferences for Sept 2024:	32
No. of 1st Preferences for Sept 2024:	25

Admissions Policy

1. Looked after children or previously looked after children.
2. Children who will have siblings attending the school at the time the applicant child is admitted.
3. Children with the strongest geographical claim, measured in a straight line from the Ordnance Survey address point of the child's home address (including flats) to the Ordnance Survey address point of the school, using the Local Authority's computerised measuring system, with those living closer to the school receiving the higher priority.

Where any particular category at points 1-2 above is oversubscribed, criterion 3 (strongest geographical claim based on straight line distance) will be used to determine which child is offered a place.

Randwick C of E Primary School

Telephone: 01453 762773

Email: admin@randwick.gloucs.sch.uk

Website: www.randwickschool.org

Address: The Lane, Randwick, Stroud, Gloucestershire, GL6 6HL

Category of School:	Primary School
Status of School:	Voluntary Controlled
Age Range:	4-11
Published Admission Number:	13
No. of pupils on roll Jan 2024:	82
Total No. of Preferences for Sept 2024:	45
No. of 1 st Preferences for Sept 2024:	14

Admissions Policy

1. Looked after children or previously looked after children.
2. Siblings.
3. Home to school distance (measured in a straight line).

Redbrook C of E Primary School

Telephone: 01600 713501

Email: admin@redbrook.gloucs.sch.uk

Website: www.wyeforestfederation.co.uk

Address: Redbrook, Nr Monmouth, NP25 4LY

Category of School:	Primary
Status of School:	Voluntary Controlled
Age Range:	4-11
Published Admission Number:	7
No. of pupils on roll Jan 2024:	31
Total No. of Preferences for Sept 2024:	5
No. of 1 st Preferences for Sept 2024:	<5

Admissions Policy

1. Looked after children or previously looked after children.
2. Siblings.
3. Home to school distance (measured in a straight line).

Redmarley C of E Primary Academy

Telephone: 01531 650277

Email: admin@redmarley.gloucs.sch.uk

Website: www.redmarleyacademy.org

Address: Redmarley, Gloucestershire, GL19 3HS

Category of School:	Primary School
Status of School:	Academy
Age Range:	4-11
Published Admission Number:	15

No. of pupils on roll Jan 2024:	98
Total No. of Preferences for Sept 2024:	26
No. of 1 st Preferences for Sept 2024:	10

Admissions Policy

1. Looked after children or previously looked after children.
2. Children who will have siblings attending the school at the time the applicant child is admitted. For this purpose, sibling refers to brother or sister, half brother or sister, adopted brother or sister, step brother or sister, or the child of the parent/carer's partner as well as children who are brought together as a family by a same sex civil partnership. In every case, the child must be living in the same family unit at the same address, at the time of application. Where a child lives with both parents on a 50/50 (equal) basis, both parents must agree and confirm the pupil's address, which must be the same address as the preference school has registered for the sibling connection to apply. The parents' agreement and application must be made before the closing dates in order for the sibling connection to apply.
3. Children who have a parent who is a permanent member of staff at the Primary QuEST school (the school they would like their child to attend) and who will continue to do so when the child is admitted. A child is defined as a son or daughter, step son or daughter, adopted son or daughter or the child of the parent/carer's partner, and in every case, the child must be living in the same family unit at the same address.
4. Children with the strongest geographical claim, measured in a straight line from the Ordnance Survey address point of the child's home address (including flats) to the Ordnance Survey address point of the school, using the Local Authority's computerised measuring system, with those living closer to the school receiving the higher priority.

Where any particular category at points 1-3 above is oversubscribed, criterion 4 (strongest geographical claim based on straight line distance) will be used to determine which child is offered a place.

In the event of a tie between two or more children when applying criterion 4 (strongest geographical claim based on straight line distance) where there are not enough places available to offer all children a place at the school, a process of random allocation will be followed by Primary QuEST. This will be in the form of a manual process which is overseen by an independent person from the Trust Board or its delegated authority. Where twins or children from multiple births are part of a random allocation process they will be considered as one applicant.

Rissington Primary School (The)

Telephone: 01451 820857

Email: admin@greatrissington.gloucs.sch.uk

Website: www.therissingtonschool.org.uk

Address: Great Site Great Rissington, Cheltenham, Glos GL54 2LP
Upper Site Mitchell Way, Upper Rissington, Cheltenham, Glos. GL54 2PL

Category of School:	Primary
Status of School:	Community
Age Range:	4-11
Published Admission Number:	30
No. of pupils on roll Jan 2024:	245
Total No. of Preferences for Sep 2024:	44
No. of 1 st Preferences for Sep 2024:	32

Admissions Policy

1. Looked after children or previously looked after children.
2. Siblings.
3. Home to school distance (measured in a straight line).

Robinswood Primary Academy

Telephone: 01452 530430

Email: admin@robinswood.academy

Website: www.robinswood.academy

Address: Underhill Road, Matson, Gloucester GL4 6HE

Category of School:	Primary
Status of School:	Academy
Age Range:	4-11
Published Admission Number:	60
No. of pupils on roll Jan 2024:	349
Total No. of Preferences for Sept 2024:	62
No. of 1 st Preferences for Sept 2024:	45

Admissions Policy

1. Looked after children or previously looked after children.
2. Children who have either medical or social grounds for admission to this school. This evidence must set out the particular reason why the child should attend this school rather than any other and show that this is the only suitable school to meet their stated needs, why no other local school could meet those needs and what the difficulties would be if the child had to attend any other local school.

Parents should complete the Trust's Social and Medical Form (in addition to the CAF), which can be found on the school's website - www.robinswood.academy. The Social and Medical Form must be supported by relevant written evidence on letter headed paper from a Doctor, Social Worker or Attendance/Welfare Officer.

The Trust's Social and Medical Form must be submitted directly to the Greenshaw Learning Trust no later than 15 January via email to s.m@greenshawlearningtrust.co.uk or posted to, Head of Admissions, Greenshaw Learning Trust, Oru Sutton, 7 Throwley Way, Sutton SM1 4AF.

Evidence submitted after the closing date will not be considered. Only in exceptional circumstances the Trust may apply discretion to consider evidence submitted after the closing date. It is therefore important that all relevant evidence is submitted at the time of application and should be submitted before the closing date to ensure full consideration.

Applications will be assessed against the evidence and determined as a joint decision of the Greenshaw Learning Trust Head of Admissions and the school's Headteacher.

3. Children of members of staff of the school, where:
 - The member of staff has been employed at Robinswood Primary Academy for two or more consecutive years at the time at which the application for admission to the school is made; or
 - The member of staff has been recruited to fill a vacant post for which there is a demonstrable skill shortage.
4. Children who will have a sibling at the school at the time of admission. Sibling refers to brother or sister, half brother or sister, adopted brother or sister, foster brother or sister, step brother or sister, or the child of the parent's partner, as well as children who are brought together as a family by a same-sex civil partnership. In every case, the child must be living in the same family unit at the same address, Monday to Friday at the time of the application.
5. Distance. Any remaining places will be offered based on proximity of the child's home address (as at the closing date of 15 January) to the school. Distances will be measured in a straight-line distance using the computerised system as specified by Gloucestershire Council.

The address on the application must be the child's permanent place of residence. The address will normally be the parents' address. It should not be a business or carer's/childminder's address. It should also not be a relative's address unless the child lives at that address as their normal place of residence. Parents must not use a temporarily rented address to secure a school place for their child if they still possess or rent a property previously used as a home address. Nor will a temporary address be accepted if we believe that the temporary address is being used solely for the purpose of obtaining a school place when an alternative address is still available to that child.

Where a child lives with parents with shared parental responsibility, each for part of a week, the address where the child lives is determined using a joint declaration from the parents stating the pattern of residence. If a child's residence is split equally between both parents, then parents will be asked to determine which residential address should be used for the purpose of admission to school. If no joint declaration is received by the closing date for applications, then if the residence is not split

equally between both parents the home address will be determined to be the address where the child spends the majority of the school week; if residence is split equally between both parents the home address will be determined to be the address where the child is registered with the doctor. However, all evidence will be taken into account.

All school admission applications for school places are subject to address checks to ensure school places are allocated fairly and in accordance with published admission arrangements. These checks will be conducted by the home Local Authority. Where a fraudulent address or an address of convenience are found to have been used, the application and any subsequent offer may be withdrawn.

Tie Break: Where two or more applicants share priority for a place, e.g. where two children live equidistant from the school and there is only one place remaining, the child to be offered a place will be selected by the drawing of lots. Lots will be drawn by a senior officer of the Greenshaw Learning Trust Shared Service who is independent of the school's admissions process.

Supplementary Form Required: See criteria 2 above.

Rodborough Community Primary School

Telephone: 01453 763159

Email: admin@rodborough.gloucs.sch.uk

Website: www.rodborough-primary.com

Address: Rodborough Hill, Stroud, Glos. GL5 3RT

Category of School:	Primary
Status of School:	Community
Age Range:	4-11
Published Admission Number:	30
No. of pupils on roll Jan 2024:	201
Total No. of Preferences for Sept 2024:	87
No. of 1 st Preferences for Sept 2024:	27

Admissions Policy

1. Looked after children or previously looked after children.
2. Siblings.
3. Home to school distance (measured in a straight line).

Rodmarton Primary School

Telephone: 01285 841284

Email: admin@rodmarton.gloucs.sch.uk

Website: www.rodmartonschool.co.uk

Address: Rodmarton, Cirencester, Gloucestershire, GL7 6PE

Category of School:	Primary
Status of School:	Community
Age Range:	4-11
Published Admission Number:	11
No. of pupils on roll Jan 2024:	61
Total No. of Preferences for Sept 2024:	26
No. of 1 st Preferences for Sept 2024:	15

Admissions Policy

1. Looked after children or previously looked after children.
2. Siblings.
3. Home to school distance (measured in a straight line).

Rosary Catholic Primary Academy (The)

Telephone: 01453 762774

Email: admin@rosary.gloucs.sch.uk

Website: www.rosaryschool.org.uk

Address: Beeches Green, Stroud, Gloucestershire GL5 4AB

Category of School:	Primary
Status of School:	Academy
Age Range:	4-11
Published Admission Number:	30
No. of pupils on roll Jan 2024:	168
Total No. of Preferences for Sept 2024:	33
No. of 1st Preferences for Sept 2024:	15

Admissions Policy

1. Catholic looked after and previously looked after children.
2. Catholic children who are resident in the school's designated parishes of The Immaculate Conception Stroud, St Joseph's Stonehouse and the Annunciation, Woodchester.
3. Other Catholic children.
4. Other looked after and previously looked after children.
5. Children who are a Catechumen.
6. Any other children.

Within each of the categories listed above, priority will be given to children who will have a brother or sister at the school at the time of enrolment.

Tie Break

Where children have identical ranking, priority within categories 1, 2 3 and 5 will be determined by random allocation (see below).

Priority within categories 4 and 6 will be given to those living closest to the school. Distance will be measured in a straight line from the ordnance survey point of the child's home to the ordnance survey point of the school using the Local Authority's computerised measuring system, with those living closer to the school receiving the higher priority. Where distances are equal, priority will be determined by random allocation (see below).

Random Allocation

Random Allocation is the drawing of lots, supervised by a person independent of the school. Each child will be allocated a number. All the numbers will be placed into a hat or other suitable container and will be drawn out and ranked in the order that they were drawn.

For children of a multiple birth, only the allocated number of one of the children will be entered in the draw. Where this number is drawn, the other child or children will be deemed to have also been drawn. Lots will then also be drawn for these children to decide their individual ranking. This process will also be applied to brothers or sisters who are not from a multiple birth but are applying for a place in the same year group.

Supporting Evidence

For categories 1, 2, 3 and 5 supporting evidence must be provided. If you do not provide the supporting documentation e.g. a certificate of baptism, or of reception into the Church, or of reception into the order of catechumens, your child can not be placed within any of those categories and this may affect your child's chance of being offered a place. To be considered in the first round of allocations, it should be submitted to the school by 15 January 2025.

Supplementary Form Required: Yes - See criteria 1, 2, 3 and 5 above.

Rowanfield Infant School

Telephone: 01242 515334

Email: admin.ris@glatrust.org.uk

Website: www.rowanfieldinfant.co.uk

Address: Alstone Lane, Cheltenham, Glos. GL51 8HY

Category of School:	Infant
Status of School:	Academy
Age Range:	4-7
Published Admission Number:	90
No. of pupils on roll Jan 2024:	256
Total No. of Preferences for Sept 2024:	126

Admissions Policy

1. Looked after children or previously looked after children.
2. In the case of companion Infant and Junior Schools, priority will be given to pupils attending the companion School.
3. Children with a sibling attending the school at the time the applicant child is admitted. For this purpose, sibling refers to brother or sister, half brother or sister, adopted brother or sister, step brother or sister, or the child of the parent/carer's partner as well as children who are brought together as a family by a same sex civil partnership. In every case, the child must be living in the same family unit at the same address, at the time of application. Where a child lives with both parents on a 50/50 (equal) basis, both parents must agree and confirm the pupil's address, which must be the same address as the preference school has registered for the sibling connection to apply. The parents' agreement and application must be made before the closing dates in order for the sibling connection to apply.
4. Children who will have siblings attending the companion school at the time the applicant child is admitted.
5. Children with the strongest geographical claim, measured in a straight line from the ordnance survey address point of the child's home address (including flats) to the ordnance survey address point of the Academy, using the Local Authority's computerised measuring system, with those living closer to the Academy receiving the higher priority.

Where any particular category at points 1-4 above is oversubscribed, criterion 5 (strongest geographical claim based on straight line distance) will be used to determine which child is offered a place.

In the event of a tie between two or more children when applying criterion 5 (strongest geographical claim based on straight line distance) where there are not enough places available to offer all children a place at the school, a process of random allocation will be followed by the GLA. This will be in the form of a manual process which is overseen by an independent person from the Trust Board. Where twins or children from multiple births are part of a random allocation process, they will be considered as one applicant.

Rowanfield Junior Academy

Telephone: 01242 516611

Email: admin.rjs@glatrust.org.uk

Website: www.rowanfield-junior.gloucs.sch.uk

Address: Alstone Lane, Cheltenham, Gloucestershire, GL51 8HY

Category of School:	Junior School
Status of School:	Academy
Age Range:	7-11
Published Admission Number:	90
No. of pupils on roll Jan 2024:	343
Total No. of Preferences for Sept 2024:	84
No. of 1st Preferences for Sept 2024:	81

Admissions Policy

1. Looked after children or previously looked after children.
2. In the case of companion Infant and Junior Schools, priority will be given to pupils attending the companion School.
3. Children with a sibling attending the school at the time the applicant child is admitted. For this purpose, sibling refers to brother or sister, half brother or sister, adopted brother or sister, step brother or sister, or the child of the parent/carer's partner as well as children who are brought together as a family by a same sex civil partnership. In every case, the child must be living in the same family unit at the same address, at the time of application. Where a child lives with both parents on a 50/50 (equal) basis, both parents must agree and confirm the pupil's address, which must be the same address as the preference school has registered for the sibling connection to apply. The parents' agreement and application must be made before the closing dates in order for the sibling connection to apply.
4. Children who will have siblings attending the companion school at the time the applicant child is admitted.
5. Children with the strongest geographical claim, measured in a straight line from the ordnance survey address point of the child's home address (including flats) to the ordnance survey address point of the

Academy, using the Local Authority's computerised measuring system, with those living closer to the Academy receiving the higher priority.

Where any particular category at points 1-4 above is oversubscribed, criterion 5 (strongest geographical claim based on straight line distance) will be used to determine which child is offered a place.

In the event of a tie between two or more children when applying criterion 5 (strongest geographical claim based on straight line distance) where there are not enough places available to offer all children a place at the school, a process of random allocation will be followed by the GLA. This will be in the form of a manual process which is overseen by an independent person from the Trust Board. Where twins or children from multiple births are part of a random allocation process, they will be considered as one applicant.

Ruardean C of E Primary School

Telephone: 01594 542461

Email: admin@ruardean.gloucs.sch.uk

Website: www.ruardeancofeprimaryschool.com

Address: School Road, Ruardean, Glos. GL17 9XQ

Category of School:	Primary
Status of School:	Voluntary Controlled
Age Range:	4-11
Published Admission Number:	15
No. of pupils on roll Jan 2024:	87
Total No. of Preferences for Sept 2024:	12
No. of 1 st Preferences for Sept 2024:	<5

Admissions Policy

1. Looked after children or previously looked after children.
2. Siblings.
3. Home to school distance (measured in a straight line).

Sapperton C of E Primary School

Telephone: 01285 760325

Email: admin@sapperton.gloucs.sch.uk

Website: www.sappertonschool.org.uk

Address: Sapperton, Cirencester, Glos. GL7 6LQ

Category of School:	Primary
Status of School:	Voluntary Aided
Age Range:	4-11
Published Admission Number:	12
No. of pupils on roll Jan 2024:	54
Total No. of Preferences for Sept 2024:	9
No. of 1 st Preferences for Sept 2024:	<5

Admissions Policy

1. Looked after children or previously looked after children.
2. Children who will have siblings attending Sapperton C of E Primary School and who will continue to do so when the younger child is admitted. (Definition of "sibling". "a brother or sister, half-brother or sister, adopted brother or sister, step brother or sister, or the child of the parent's/carer's partner, and in every case, the child must be living in the same family unit at the same address")
3. Children from the villages of Coates, Frampton Mansell and Sapperton <https://www.sapfmpc.uk/> / <http://www.coatesparish.org.uk/>
4. Children whose parents attend regular worship of a Christian Church that is a member of Churches Together in England. (Definition of "Regular worship" - 'having attended the principal act of worship on a Sunday at least once a month on average during the two years prior to consideration of the application with that attendance confirmed by the vicar/priest in writing').
5. Children for whom only one particular school is appropriate due to an exceptional medical condition. Application under this criteria will only be considered if they are supported by a written statement

from the child's doctor. This must demonstrate that there is a very specific connection between the medical need and the facilities or resources of the school concerned.

6. Distance.

In the event of over-subscription in any categories above, places will be offered to those children with the strongest geographical claim, measured in a straight line from the Ordnance Survey address point of the child's home (including flats) to the Ordnance Survey address point of the school, using the Local Authority's computerised measuring system, with those living closer to the school receiving higher priority.

Where any particular category at points 1-5 is oversubscribed, criterion 6 (strongest geographical claim based on straight line distance) will be used to determine which child will be offered a place.

In the event of a tie between two or more children when applying criterion 6 (strongest geographical claim based on straight line distance) where there are not enough places available to offer all children a place at the school, a process of random allocation will be followed by the Governing Body.

Supplementary Form Required: See criteria 4 and 5 above.

Severnbanks Primary School

Telephone: 01594 842789

Email: admin@severnbanks.gloucs.sch.uk

Website: www.severnbanksprimaryschool.co.uk

Address: Naas Lane, Lydney, Gloucestershire GL15 5AU

Category of School:	Primary
Status of School:	Academy
Age Range:	4-11
Published Admission Number:	30
No. of pupils on roll Jan 2024:	247
Total No. of Preferences for Sept 2024:	69
No. of 1st Preferences for Sept 2024:	38

Admissions Policy

1. Looked after children or previously looked after children.
2. Children who will have a sibling attending Severnbanks Primary School and who will continue to do so when the younger child is admitted. A sibling is defined as a brother or sister, half-brother or sister, adopted brother or sister, step brother or sister, or the child of the parent's/carer's partner, and in every case, the child must be living permanently in the same family unit at the same address.
3. Children for whom this particular school is appropriate due to an exceptional medical condition. Applications under this criterion will only be considered if they are supported by a written statement from the child's doctor. This must demonstrate that there is a very specific connection between the medical need and the facilities or resources of the school concerned. The final decision to accept a child under this category will be made by the Severnbanks local Academy Committee through consultation with relevant professionals where necessary.
4. Children of members of staff who have been employed at Severnbanks Primary School for two years or more at the time of the application for admission, or of a member of staff recruited to fill a vacant post for which there is a demonstrable skill shortage.
5. Children with the strongest geographical claim, measured in a straight line from the Ordnance Survey Address Point of the child's home address (including flats) to the Ordnance Survey Address Point of the school, using the Local Authority's computerised measuring system, with those living closer to the school receiving higher priority.

Where any particular category at points 1-4 above is oversubscribed, criterion 5 (strongest geographical claim based on straight line distance) will be used to determine which child is offered a place.

In the event of a tie between two or more children when applying the entire criterion, where there are not enough places available to offer all children a place at the school, a process of random allocation will be followed by an independent panel.

Supplementary Form Required: See criteria 3 above.

Sharpness Primary School

Telephone: 01453 811220

Email: admin@sharpness.gloucs.sch.uk

Website: www.sharpnessprimary.org.uk

Address: Newtown, Berkeley, Gloucestershire. GL13 9NU

Category of School:	Primary
Status of School:	Community
Age Range:	4-11
Published Admission Number:	20
No. of pupils on roll Jan 2024:	107
Total No. of Preferences for Sept 2024:	26
No. of 1 st Preferences for Sept 2024:	18

Admissions Policy

1. Looked after children or previously looked after children.
2. Siblings.
3. Home to school distance (measured in a straight line).

Sheepscombe Primary School

Telephone: 01452 813852

Email: admin@sheepscombe.gloucs.sch.uk

Website: www.sheepscombeschool.co.uk

Address: Far End, Sheepscombe, Stroud, Gloucestershire, GL6 7RL

Category of School:	Primary School
Status of School:	Community
Age Range:	4-11
Published Admission Number:	9
No. of pupils on roll Jan 2024:	72
Total No. of Preferences for Sept 2024:	21
No. of 1 st Preferences for Sept 2024:	6

Admissions Policy

1. Looked after children or previously looked after children.
2. Siblings.
3. Home to school distance (measured in a straight line).

Sherborne C of E Primary School

Telephone: 01451 844277

Email: admin@sherborne.gloucs.sch.uk

Website: www.sherborneschool.co.uk

Address: Sherbourne, Cheltenham, Gloucestershire, GL54 3DH

Category of School:	Primary School
Status of School:	Voluntary Controlled
Age Range:	4-11
Published Admission Number:	8
No. of pupils on roll Jan 2024:	54
Total No. of Preferences for Sept 2024:	19
No. of 1 st Preferences for Sept 2024:	6

Admissions Policy

1. Looked after children or previously looked after children.
2. Siblings.
3. Home to school distance (measured in a straight line).

Shurdington C of E Primary School

Telephone: 01242 862420

Email: admin@shurdington.gloucs.sch.uk

Website: www.shurdingtonceprimary.co.uk

Address: Badgeworth Lane, Shurdington, Cheltenham, Glos. GL51 4UQ

Category of School:	Primary
Status of School:	Voluntary Controlled
Age Range:	4-11
Published Admission Number:	30
No. of pupils on roll Jan 2024:	199
Total No. of Preferences for Sept 2024:	74
No. of 1 st Preferences for Sept 2024:	23

Admissions Policy

1. Looked after children or previously looked after children.
2. Siblings.
3. Home to school distance (measured in a straight line).

Siddington C of E Primary School

Telephone: 01285 652866

Email: admin@siddington.gloucs.sch.uk

Website: www.siddington.gloucs.sch.uk

Address: The Coach Road, Siddington, Cirencester, Gloucestershire GL7 6HL

Category of School:	Primary
Status of School:	Academy
Age Range:	4-11
Published Admission Number:	15
No. of pupils on roll Jan 2024:	86
Total No. of Preferences for Sept 2024:	44
No. of 1 st Preferences for Sept 2024:	12

Admissions Policy

1. Looked after children or previously looked after children.
2. Children who have siblings attending the school and who will continue to do so at the time of their admission. We use the Local Authority's standard definition of 'sibling': 'a brother or sister, half brother or sister, adopted brother or sister, step brother or sister, or the child of the parent/carer's partner as well as children who are brought together as a family by a same sex civil partnership. In every case, the child must be living in the same family unit at the same address, at the time of application.'
3. Pupils with the strongest geographical claim based on straight line distance proximity of the child's home - those living nearer being accorded priority.

Oversubscription

In the event of oversubscription in any of the above criterion, places will be allocated to children with the strongest geographical claim, measured in a straight line from the Ordnance Survey Address Point of the child's home address (including flats) to Reception at the School, using the Local Authority's computerised measuring system, with those living closer to the school receiving the higher priority. If necessary, if two or more children live at a precise equitable distance from the school, a further tie-break of random allocation based on names being drawn in a lottery at a specified time by our admissions team will be applied, although we will endeavour to treat twins and children from multiple births jointly.

Slimbridge Primary School

Telephone: 01453 890216

Email: admin@slimbridge.gloucs.sch.uk

Website: www.slimbridgeprimaryschool.org.uk

Address: St. Johns Road, Slimbridge, Glos. GL2 7DD

Category of School:	Primary
---------------------	---------

Status of School:	Community
Age Range:	4-11
Published Admission Number:	25
No. of pupils on roll Jan 2024:	131
Total No. of Preferences for Sept 2024:	68
No. of 1 st Preferences for Sept 2024:	31

Admissions Policy

1. Looked after children or previously looked after children.
2. Siblings.
3. Home to school distance (measured in a straight line).

Soudley Primary School

Telephone: 01594 822004

Email: admin@soudley.gloucs.sch.uk

Website www.soudleyschool.com

Address: Church Road, Soudley, Gloucestershire, GL14 2UA

Category of School:	Primary School
Status of School:	Community
Age Range:	4-11
Published Admission Number:	11
No. of pupils on roll Jan 2024:	56
Total No. of Preferences for Sept 2024:	15
No. of 1 st Preferences for Sept 2024:	<5

Admissions Policy

1. Looked after children or previously looked after children.
2. Siblings.
3. Home to school distance (measured in a straight line).

Southrop C of E Primary School

Telephone: 01367 850246

Email: admin@southrop.gloucs.sch.uk

Website: www.southrop.gloucs.sch.uk

Address: Southrop, Near Lechlade, Glos. GL7 3NU

Category of School:	Primary
Status of School:	Voluntary Controlled
Age Range:	4-11
Published Admission Number:	8
No. of pupils on roll Jan 2024:	36
Total No. of Preferences for Sept 2024:	15
No. of 1 st Preferences for Sept 2024:	<5

Admissions Policy

1. Looked after children or previously looked after children.
2. Siblings.
3. Home to school distance (measured in a straight line).

Springbank Primary Academy

Telephone: 01242 527766

Email: admin.SPA@glatrust.org.uk

Website: www.springbankpri-ac.gloucs.sch.uk

Address: Springbank Road, Cheltenham, Gloucestershire, GL51 0PH

Category of School:	Primary School
Status of School:	Academy
Age Range:	4-11

Published Admission Number:	60
No. of pupils on roll Jan 2024:	393
Total No. of Preferences for Sept 2024:	96
No. of 1st Preferences for Sept 2024:	54

Admissions Policy

1. Looked after children or previously looked after children.
2. Children with a sibling attending the school at the time of application. For this purpose, sibling refers to brother or sister, half brother or sister, adopted brother or sister, step brother or sister, or the child of the parent/carer's partner as well as children who are brought together as a family by a same sex civil partnership. In every case, the child must be living in the same family unit at the same address, at the time of application.
Where a child lives with both parents on a 50/50 (equal) basis, both parents must agree and confirm the pupil's address, which must be the same address as the preference school has registered for the sibling connection to apply. The parents' agreement and application must be made before the closing dates in order for the sibling connection to apply.
3. Children with the strongest geographical claim, measured in a straight line from the Ordnance Survey address point of the child's home address (including flats) to the Ordnance Survey address point of the school, using the Local Authority's computerised measuring system, with those living closer to the school receiving the higher priority.

Where any particular category at points 1-2 above is oversubscribed, criterion 3 (strongest geographical claim based on straight line distance) will be used to determine which child is offered a place.

In the event of a tie between two or more children when applying criterion 3 (strongest geographical claim based on straight line distance) where there are not enough places available to offer all children a place at the school, a process of random allocation will be followed by the GLA. This will be in the form of a manual process which is overseen by an independent person from the Trust Board. Where twins or children from multiple births are part of a random allocation process, they will be considered as one applicant.

St. Andrew's C of E Primary School, Chedworth

Telephone: 01285 720427

Email: admin@st-andrews.gloucs.sch.uk

Website: www.st-andrewsschool.co.uk

Address: School Lane, Chedworth, Cheltenham, Glos. GL54 4AJ

Category of School:	Primary
Status of School:	Voluntary Aided
Age Range:	4-11
Published Admission Number:	14
No. of pupils on roll Jan 2024:	51
Total No. of Preferences for Sept 2024:	19
No. of 1st Preferences for Sept 2024:	8

Admissions Policy

1. Looked after children or previously looked after children.
2. Children who have a sibling attending the school and who will continue to do so when the younger child is admitted. A sibling is a brother or sister, adopted brother or sister, step brother or sister, or the child of a parent's/carer's partner, and in every case the child must be living in the same family unit at the same address.
3. Children who live within the designated ecclesiastical boundaries of Chedworth and Yanworth as shown on the map in the office.
4. Children for whom only one particular school is appropriate due to an exceptional medical condition. Applications under this criterion will only be considered if they are supported by a written statement from the child's doctor. This must demonstrate that there is a very specific connection between the medical need and the facilities or resources of St Andrews.
5. Children with the strongest geographical claim, measured in a straight line from the Ordnance Survey address point of the child's home address (including flats) to the Ordnance Survey address point of the school, using the Local Authority's computerised measuring system, with those living closer to the school receiving higher priority.

In the event of a tie between or two or more children when applying criteria 5 (children with the strongest geographical claim) where there are not enough places available to offer all children a place at the school, a process of random allocation will be followed by the Governing Board.

Supplementary Form Required: See criteria 4 above.

St Briavels Parochial C of E Primary School

Telephone: 01594 530428

Email: admin@st-briavels.gloucs.sch.uk

Website www.wyeforestfederation.co.uk

Address: High Street, St Briavels, Lydney, Gloucestershire, GL15 6TD

Category of School:	Primary School
Status of School:	Voluntary Aided
Age Range:	4-11
Published Admission Number:	20
No. of pupils on roll Jan 2024:	133
Total No. of Preferences for Sept 2024:	42
No. of 1st Preferences for Sept 2024:	20

Admissions Policy

1. Looked after children or previously looked after children.
2. Children permanently residing in the Ecclesiastical and Local Authority Parishes of St Briavels, Hewelsfield and Brockweir. (A map of these parishes can be found on the wall outside the School office).
3. Siblings: A sibling is defined as a brother or sister, half-brother or sister, adopted brother or sister, step brother or sister, or the child of the parent's/carer's partner, and in every case, the child must be living in the same family unit at the same address of present pupils living outside the area described in (2.) above. The sibling must still be attending the school at the time of admission of the younger child.
4. Children for whom only one particular school is appropriate due to an exceptional medical condition. Applications under this criterion will only be considered if they are supported by a written statement from the child's doctor. This must demonstrate that there is a very specific connection between the medical need and the facilities or resources of the school concerned.
5. Children with the strongest geographical claim, measured in a straight line from the ordnance survey address point of the child's home address (including flats) to the ordnance survey address point of the school, using the Local Authority's computerised measuring system, with those living closer to the school receiving the higher priority.

Tie-breaker

In the event that two or more children live at the same distance from the school (as can happen with families living in blocks of flats), random allocation, where supervised drawing of lots by an independent responsible person of good standing, will be used to decide which child(ren) will be allocated the remaining place(s) (in accordance with 1.34 and 1.35 of the School Admissions Code).

Supplementary Form Required: See criteria 4 above.

St. Catharine's Catholic Primary School

Telephone: 01386 840677

Email: admin@st-catharines.gloucs.sch.uk

Website: www.st-catharines.gloucs.sch.uk

Address: Lower High Street, Chipping Campden, Glos. GL55 6DZ

Category of School:	Primary
Status of School:	Academy
Age Range:	4-11
Published Admission Number:	15
No. of pupils on roll Jan 2024:	110
Total No. of Preferences for Sept 2024:	23
No. of 1st Preferences for Sept 2024:	8

Admissions Policy

Within each of the categories listed below, priority will be given to children who will have a brother or sister at the school at the time of enrolment.

Brother or Sister' includes:

- (i) all natural brothers or sisters, half brothers or sisters, adopted brothers or sisters, stepbrothers or sisters, foster brothers or sisters, living at the same address; and
- (ii) the child of a parent's partner where that child lives for at least part of the week in the same family unit at the same home address as the child who is the subject of the application.

1. Catholic looked after and previously looked after children.
2. Catholic children who are resident in the school's designated parishes of St. Catharine's Church, Chipping Campden and Our Lady and St. Kenelm Church, Stow-on-the-Wold.
3. Other Catholic children. *
4. Other looked after and previously looked after children.
5. Children who are a Catechumen. **
6. Any other children.

* Catholic means a member of a Church in full communion with the See of Rome. This includes the Eastern Catholic Churches. For someone to be treated as Catholic, written evidence of Catholic baptism or reception into the Church will be required. This will normally be evidenced by a certificate of baptism in a Catholic Church or a certificate of reception into the full communion of the Catholic Church. Whilst a copy of the certificate may be accepted, the governors may request sight of the original. The governing body may request additional supporting evidence if the written documents that are provided do not confirm the fact that the person was baptised/received into a Catholic Church.

There may occasionally be difficulty in obtaining written evidence of baptism or reception into the Church. In such cases, contact may be made with a Parish Priest for advice on how the question of baptism/reception is to be resolved and how written evidence is to be produced in accordance with the law of the Church. The Priest may seek advice from Clifton Diocese.

For the purposes of this policy, 'Catholic' includes a looked after child living with a family where at least one of the parents is confirmed as being Catholic.

** Catechumen' means a member of the catechumenate of a Catholic Church. This will normally be evidenced by a certificate of reception into the order of catechumens. Children must be at least 7 years old to be a Catechumen, so the Oversubscription criterion category no. 5, cannot be applied to any child less than 7 years old.

Supplementary Form Required:	For criteria 1, 2, 3 and 5
Date to be Returned:	15 January 2025
Where to be Returned:	School Office

St David's C of E Primary School

Telephone: 01608 650521

Email: office@st-davids.gloucs.sch.uk

Website: www.stdavidsprimaryschool.co.uk

Address: East Street, Moreton-in-Marsh, Gloucestershire, GL56 0LQ

Category of School:	Primary
Status of School:	Academy
Age Range:	4-11
Published Admission Number:	45
No. of pupils on roll Jan 2024:	253
Total No. of Preferences for Sept 2024:	40
No. of 1st Preferences for Sept 2024:	30

Admissions Policy

1. Looked after children or previously looked after children.
2. Children who have siblings attending the school and who will continue to do so when the younger child is admitted. For this purpose, sibling refers to brother or sister, half brother or sister, adopted brother or sister, step brother or sister, or the child of the parent/carer's partner as well as children who are

brought together as a family by a same sex civil partnership. In every case, the child must be living in the same family unit at the same address, at the time of application.

Where a child lives with both parents on a 50/50 (equal) basis, both parents must agree and confirm the pupil's address, which must be the same address as the preference school has registered for the sibling connection to apply. The parents' agreement and application must be made before the closing dates in order for the sibling connection to apply.

3. Children who have a parent who is a member of staff at the school and who will continue to do so when the child joins the school roll. A child is defined as a son or daughter, step son or daughter, adopted son or daughter or the child of the parent/carer's partner, and in every case, the child must be living in the same family unit at the same address. A member of staff is defined as anyone who is employed at the school. Priority will be given to children of staff in either or both of the following circumstances: a) where the member of staff has been employed at the school for two or more years at the time at which the application for admission to the school is made; and/or b) the member of staff is recruited to fill a vacant post at the school for which there is a demonstrable skill shortage*
4. Children with the strongest geographical claim, measured in a straight line from the Ordnance Survey address point of the child's home address (including flats) to the Ordnance Survey address point of the school, using the Local Authority's computerised measuring system, with those living closer to the school receiving the higher priority.

*At first Board of Trustees meeting of each academic year, the Trust Board will receive information from the CEO about the current subject or skills shortage for the school.

Where any particular category at points 1-3 above is oversubscribed, criterion 4 (strongest geographical claim based on straight line distance) will be used to determine which child is offered a place.

In the event of a tie between two or more children when applying criterion 4 (strongest geographical claim based on straight line distance) where there are not enough places available to offer all children a place at the school, a process of random allocation will be followed by the DGAT. This will be in the form of a manual process which is overseen by an independent person from the Trust Board or its delegated authority. Where twins or children from multiple births are part of a random allocation process they will be considered as one applicant.

St James' & Ebrington C of E Primary School

Telephone: 01386 840634

Email: stjebadmin@ncsf.school

Website: www.stjamesandebringtonprimaryschool.co.uk

Address: Pear Tree Close, Chipping Campden, Glos. GL55 6DB

Category of School:	Primary
Status of School:	Academy
Age Range:	4-11
Published Admission Number:	30
No. of pupils on roll Jan 2024:	146
Total No. of Preferences for Sept 2024:	27
No. of 1 st Preferences for Sept 2024:	15

Admissions Policy

1. Looked after children or previously looked after children.
2. Children who will have siblings attending the school at the time the applicant child is admitted. For this purpose, sibling refers to brother or sister, half brother or sister, adopted brother or sister, step brother or sister, or the child of the parent/carer's partner as well as children who are brought together as a family by a same sex civil partnership. In every case, the child must be living in the same family unit at the same address, at the time of application. Where a child lives with both parents on a 50/50 (equal) basis, both parents must agree and confirm the pupil's address, which must be the same address as the preference school has registered for the sibling connection to apply. The parents' agreement and application must be made before the closing dates in order for the sibling connection to apply.
3. Children with the strongest geographical claim, measured in a straight line from the Ordnance Survey address point of the child's home address (including flats) to the Ordnance Survey address point of the school, using the Local Authority's computerised measuring system, with those living closer to the school receiving the higher priority.

St James C of E Junior School

Telephone: 01452 520714

Email: admin@st-james-jun.gloucs.sch.uk

Website: www.st-james-jun.gloucs.co.uk

Address: Upton Street, Gloucester GL1 4JU

Category of School:	Junior
Status of School:	Academy
Age Range:	7-11
Published Admission Number:	60
No. of pupils on roll Jan 2024:	168
Total No. of Preferences for Sept 2024:	60
No. of 1 st Preferences for Sept 2024:	47

Admissions Policy

1. Looked after children or previously looked after children.
2. Children attending the companion infant school.
3. Children who will have siblings attending the school at the time the applicant child is admitted.
4. Children who will have siblings attending the companion infant school at the time the applicant child is admitted.
5. Home to school distance (measured in straight line).

St James C of E Primary School

Telephone: 01242 516836

Email: admin@st-james-pri.gloucs.sch.uk

Website www.stjamescofeprimary.co.uk

Address: Merestones Road, Cheltenham, Gloucestershire, GL50 2RS

Category of School:	Primary School
Status of School:	Academy
Age Range:	4-11
Published Admission Number:	60
No. of pupils on roll Jan 2024:	419
Total No. of Preferences for Sept 2024:	216
No. of 1 st Preferences for Sept 2024:	46

Admissions Policy

1. Looked after children or previously looked after children.
2. Children who have siblings attending the school and who will continue to do so when the younger child is admitted. For this purpose, sibling refers to brother or sister, half brother or sister, adopted brother or sister, step brother or sister, or the child of the parent/carer's partner as well as children who are brought together as a family by a same sex civil partnership. In every case, the child must be living in the same family unit at the same address, at the time of application.
Where a child lives with both parents on a 50/50 (equal) basis, both parents must agree and confirm the pupil's address, which must be the same address as the preference school has registered for the sibling connection to apply. The parents' agreement and application must be made before the closing dates in order for the sibling connection to apply.
3. Children who have a parent who is a member of staff at the school and who will continue to do so when the child joins the school roll. A child is defined as a son or daughter, step son or daughter, adopted son or daughter or the child of the parent/carer's partner, and in every case, the child must be living in the same family unit at the same address. A member of staff is defined as anyone who is employed at the school. Priority will be given to children of staff in either or both of the following circumstances: a) where the member of staff has been employed at the school for two or more years at the time at which the application for admission to the school is made; and/or b) the member of staff is recruited to fill a vacant post at the school for which there is a demonstrable skill shortage*
4. Children with the strongest geographical claim, measured in a straight line from the Ordnance Survey address point of the child's home address (including flats) to the Ordnance Survey address point of the

school, using the Local Authority's computerised measuring system, with those living closer to the school receiving the higher priority.

*At first Board of Trustees meeting of each academic year, the Trust Board will receive information from the CEO about the current subject or skills shortage for the school.

Where any particular category at points 1-3 above is oversubscribed, criterion 4 (strongest geographical claim based on straight line distance) will be used to determine which child is offered a place.

In the event of a tie between two or more children when applying criterion 4 (strongest geographical claim based on straight line distance) where there are not enough places available to offer all children a place at the school, a process of random allocation will be followed by the DGAT. This will be in the form of a manual process which is overseen by an independent person from the Trust Board or its delegated authority. Where twins or children from multiple births are part of a random allocation process they will be considered as one applicant.

St John's C of E Primary School (Cheltenham)

Telephone: 01242 523786

Email: admin@st-johns-pri.gloucs.sch.uk

Website: www.st-johns-pri.gloucs.sch.uk

Address: Albion Street, Cheltenham, Glos, GL52 2SN

Category of School:	Primary
Status of School:	Voluntary Controlled
Age Range:	4-11
Published Admission Number:	29
No. of pupils on roll Jan 2024:	198
Total No. of Preferences for Sept 2024:	88
No. of 1 st Preferences for Sept 2024:	22

Admissions Policy

1. Looked after children or previously looked after children.
2. Siblings.
3. Home to school distance (measured in a straight line).

St John's C of E Primary Academy (Coleford)

Telephone: 01594 832046

Email: admin@st-johns.gloucs.sch.uk

Website: www.st-johns-academy.eschools.co.uk

Address: Bowens Hill Road, Coleford, Glos. GL16 8DU

Category of School:	Primary
Status of School:	Academy
Age Range:	4-11
Published Admission Number:	30
No. of pupils on roll Jan 2024:	166
Total No. of Preferences for Sept 2024:	27
No. of 1 st Preferences for Sept 2024:	16

Admissions Policy

1. Looked after children or previously looked after children.
2. Children who have siblings attending the school and who will continue to do so when the younger child is admitted. For this purpose, sibling refers to brother or sister, half brother or sister, adopted brother or sister, step brother or sister, or the child of the parent/carer's partner as well as children who are brought together as a family by a same sex civil partnership. In every case, the child must be living in the same family unit at the same address, at the time of application.
Where a child lives with both parents on a 50/50 (equal) basis, both parents must agree and confirm the pupil's address, which must be the same address as the preference school has registered for the sibling connection to apply. The parents' agreement and application must be made before the closing dates in order for the sibling connection to apply.

3. Children who have a parent who is a member of staff at the school and who will continue to do so when the child joins the school roll. A child is defined as a son or daughter, step son or daughter, adopted son or daughter or the child of the parent/carer's partner, and in every case, the child must be living in the same family unit at the same address. A member of staff is defined as anyone who is employed at the school. Priority will be given to children of staff in either or both of the following circumstances: a) where the member of staff has been employed at the school for two or more years at the time at which the application for admission to the school is made; and/or b) the member of staff is recruited to fill a vacant post at the school for which there is a demonstrable skill shortage*
4. Children with the strongest geographical claim, measured in a straight line from the Ordnance Survey address point of the child's home address (including flats) to the Ordnance Survey address point of the school, using the Local Authority's computerised measuring system, with those living closer to the school receiving the higher priority.

*At first Board of Trustees meeting of each academic year, the Trust Board will receive information from the CEO about the current subject or skills shortage for the school.

Where any particular category at points 1-3 above is oversubscribed, criterion 4 (strongest geographical claim based on straight line distance) will be used to determine which child is offered a place.

In the event of a tie between two or more children when applying criterion 4 (strongest geographical claim based on straight line distance) where there are not enough places available to offer all children a place at the school, a process of random allocation will be followed by the DGAT. This will be in the form of a manual process which is overseen by an independent person from the Trust Board or its delegated authority. Where twins or children from multiple births are part of a random allocation process they will be considered as one applicant.

St Joseph's Catholic Primary School

Telephone: 01453 860311

Email: admin@st-josephs.gloucs.sch.uk

Website: www.st-josephs-nympsfield.com

Address: Front Street, Nympsfield, Stonehouse, Glos, GL10 3TY

Category of School:	Primary
Status of School:	Academy
Age Range:	4-11
Published Admission Number:	30
No. of pupils on roll Jan 2024:	150
Total No. of Preferences for Sept 2024:	45
No. of 1 st Preferences for Sept 2024:	24

Admissions Policy

1. Catholic looked after and previously looked after children.
2. Catholic children who are resident in the school's designated parishes of St. Joseph's Church, Nympsfield, St. Dominic's Church, Dursley and The Annunciation, Woodchester.
3. Other Catholic children.
4. Other looked after and previously looked after children.
5. Children who are a Catechumen.
6. Any other children.

Within each of the categories listed above, priority will be given to children who will have a brother or sister at the school at the time of enrolment.

Brother or sister' includes:

- (i) all natural brothers or sisters, half brothers or sisters, adopted brothers or sisters, stepbrothers or sisters, foster brothers or sisters, living at the same address; and
- (ii) the child of a parent's partner where that child lives for at least part of the week in the same family unit at the same home address as the child who is the subject of the application.

Tie Break

Where children have identical ranking, priority within categories 1,2,3 and 5 will be determined by random allocation (see below).

Priority within categories 4 and 6 will be given to those living closest to the school as measured by a direct line between the ordnance survey address point of the child's home to the ordnance survey address point of the school using Gloucestershire local authority's computerised system.

Where distances are equal, priority will be determined by random allocation (see below).

Random Allocation

Random Allocation is the drawing of lots, supervised by a person independent of the school. Each child will be allocated a number. All the numbers will be placed into a hat or other suitable container and will be drawn out and ranked in the order that they were drawn.

For children of a multiple birth, only the allocated number of one of the children will be entered in the draw. Where this number is drawn, the other child or children will be deemed to have also been drawn. Lots will then also be drawn for these children to decide their individual ranking. This process will also be applied to brothers or sisters who are not from a multiple birth but are applying for a place in the same year group.

Supporting Evidence

For categories 1, 2, 3 and 5 supporting evidence must be provided. If you do not provide the supporting documentation e.g. a certificate of baptism, or of reception into the Church, or of reception into the order of catechumens, your child cannot be placed within any of those categories and this may affect your child's chance of being offered a place. To be considered in the first round of allocations, it should be submitted to the school by 15 January 2025.

Supplementary Form Required: Yes, see criteria above.

St Lawrence C of E Primary School

Telephone: 01367 252356

Email: admin@st-lawrence.gloucs.sch.uk

Website: www.stlawrencelechlade.co.uk

Address: Wharf Lane, Lechlade, Gloucestershire, GL7 3AU

Category of School:	Primary School
Status of School:	Academy
Age Range:	4-11
Published Admission Number:	30
No. of pupils on roll Jan 2024:	187
Total No. of Preferences for Sept 2024:	38
No. of 1st Preferences for Sept 2024:	24

Admissions Policy

1. Looked after children or previously looked after children.
2. Children who have siblings attending the school and who will continue to do so when the younger child is admitted. For this purpose, sibling refers to brother or sister, half brother or sister, adopted brother or sister, step brother or sister, or the child of the parent/carer's partner as well as children who are brought together as a family by a same sex civil partnership. In every case, the child must be living in the same family unit at the same address, at the time of application.
Where a child lives with both parents on a 50/50 (equal) basis, both parents must agree and confirm the pupil's address, which must be the same address as the preference school has registered for the sibling connection to apply. The parents' agreement and application must be made before the closing dates in order for the sibling connection to apply.
3. Children who have a parent who is a member of staff at the school and who will continue to do so when the child joins the school roll. A child is defined as a son or daughter, step son or daughter, adopted son or daughter or the child of the parent/carer's partner, and in every case, the child must be living in the same family unit at the same address. A member of staff is defined as anyone who is employed at the school. Priority will be given to children of staff in either or both of the following circumstances: a) where the member of staff has been employed at the school for two or more years at the time at which the application for admission to the school is made; and/or b) the member of staff is recruited to fill a vacant post at the school for which there is a demonstrable skill shortage*
4. Children with the strongest geographical claim, measured in a straight line from the Ordnance Survey address point of the child's home address (including flats) to the Ordnance Survey address point of the school, using the Local Authority's computerised measuring system, with those living closer to the school receiving the higher priority.

*At first Board of Trustees meeting of each academic year, the Trust Board will receive information from the CEO about the current subject or skills shortage for the school.

Where any particular category at points 1-3 above is oversubscribed, criterion 4 (strongest geographical claim based on straight line distance) will be used to determine which child is offered a place.

In the event of a tie between two or more children when applying criterion 4 (strongest geographical claim based on straight line distance) where there are not enough places available to offer all children a place at the school, a process of random allocation will be followed by the DGAT. This will be in the form of a manual process which is overseen by an independent person from the Trust Board or its delegated authority. Where twins or children from multiple births are part of a random allocation process they will be considered as one applicant.

St Mark's C of E Junior School

Telephone: 01242 702280

Email: admin@st-marks.gloucs.sch.uk

Website: www.stmarksjunior.com

Address: Robert Burns Avenue, Benhall, Cheltenham, Glos. GL51 6NU

Category of School:	Junior
Status of School:	Voluntary Aided
Age Range:	7-11
Published Admission Number:	60
No. of pupils on roll Jan 2024:	235
Total No. of Preferences for Sept 2024:	60
No. of 1 st Preferences for Sept 2024:	58

Admission Policy

1. Looked after children or previously looked after children.
2. Where the child will have at least one sibling* still attending St Mark's C.E Junior School when the younger child is admitted.
3. Children who will have siblings* attending Benhall Infant School at the time the applicant child is admitted.
4. Where the family have active connections** within the West Cheltenham Parish group of churches.
5. Where the child is attending Benhall Infant School at the time of transfer.
6. Where there are medical grounds (supported by a doctor's certificate) for admitting the child. Applications under this criterion will only be considered if supported by a written statement from a doctor demonstrating that there is a very specific connection between the medical need and the school.
7. Children with the strongest geographical claim, measured in a straight line from the ordnance survey address point of the child's home address (including flats) to the ordnance survey address point of the school, using the Local Authority's computerised measuring system, with those living closer to the school receiving the higher priority.

Tiebreaker - Proximity to the school. This will be measured by the shortest walking distance by road or maintained footpath or other public rights of way from the pupil's home, to the main entrance point of the school using a GIS computerised mapping system. In the event that two or more children live at the same distance from the school (as can happen with families living in blocks of flats), random allocation, where supervised drawing of lots by an independent responsible person of good standing will be used to decide which child(ren) will be allocated the remaining place(s) (in accordance with 1.34 and 1.35 of the School Admissions Code).

*A sibling refers to brother or sister, half brother or sister, adopted brother or sister, step brother or sister, or the child of the parent/carer's partner as well as children who are brought together as a family by a same sex civil partnership. In each case, the child must be living in the same family unit at the same address, at the time of application.

**Children of parents who live in the ecclesiastical parish of West Cheltenham and whose parents have a regular attendance at one of the district churches of the parish, supported by a Supplementary Information Form (SIF) from their minister. SIF available via the school. (Regular is defined as at least monthly attendance and at least one year before a child starts school).

St Mary's C of E Infant School (Prestbury)

Telephone: 01242 244054

Email: admin@psminf-school.co.uk

Website: www.prestburystmarys.co.uk

Address: Bouncers Lane, Prestbury, Cheltenham, Glos GL52 5JB

Category of School:	Infant
Status of School:	Voluntary Aided
Age Range:	4-7
Published Admission Number:	60
No. of pupils on roll Jan 2024:	176
Total No. of Preferences for Sept 2024:	170
No. of 1 st Preferences for Sept 2024:	77

Admissions Policy

1. **Looked after children** or previously looked after children.
2. **Siblings** - Children with a brother or sister who will still be attending St. Mary's C of E Infant or Prestbury St Mary's Junior Schools at the time of Reception admission. (The older child must be continuing to attend either school when the younger child is admitted.) (*See Additional notes*)
3. **Church (Priority Area within the parish)** - Children of parents who live in the priority area of the ecclesiastical parish of Prestbury of whom at least one parent is on the Electoral Roll of the parish of Prestbury which comprises St. Mary's and St. Nicolas' churches or is a member of Prestbury United Reformed Church and has attended an act of worship at any of these churches at least once a month during 2 years prior to the Local Authority closing date for applications. In the event that during the period specified for attendance at worship the church has been closed for public worship and has not provided alternative premises for that worship, the requirements of these admissions arrangements in relation to attendance will only apply to the period when the church or alternative premises have been available for public worship. (*See Additional notes*)
4. **Priority Area within the Parish** - Children of parents who live in the priority area of the ecclesiastical parish of Prestbury. (*See Additional notes*)
5. **Church (Non-Priority Area within the parish)** - Children of parents who live in the rest of the ecclesiastical parish of Prestbury of whom at least one parent is on the Electoral Roll of the parish of Prestbury which comprises St. Mary's and St. Nicolas' churches or is a member of Prestbury United Reformed Church and has attended an act of worship at any of these churches at least once a month during 2 years prior to the Local Authority closing date for applications. In the event that during the period specified for attendance at worship the church has been closed for public worship and has not provided alternative premises for that worship, the requirements of these admissions arrangements in relation to attendance will only apply to the period when the church or alternative premises have been available for public worship. (*See Additional notes*)
6. **The Non-Priority Area within the Parish** - Children who live in the rest of the ecclesiastical parish of Prestbury (*See Additional notes*)
7. **Outside the Parish** - Children who live outside the ecclesiastical parish of Prestbury. (*See Additional notes*)

Additional Notes

The Ecclesiastical Parish of Prestbury

A map of the ecclesiastical parish of Prestbury is available from the school office and on the school website www.prestburystmarysfederation.co.uk/Admissions/ Addresses can also be checked by entering the postcode on the website 'A Church Near You' - www.achurchnearyou.com/

Priority Area within the Parish

- a) Addresses on Bouncers Lane and areas to the east of that road.
- b) Addresses on The Burgage, Bowbridge Lane, Spring Lane and areas to the east of those roads.
- c) Addresses on Tatchley Lane, Chiltern Road, Glebe Road and Newland Court.
- d) Numbers 313 to 333 and 314A/314 to 344A/344 Prestbury Road.

If you have any concerns as to whether your address is in the Parish or in the Priority area of the Parish then please contact admissions@st-marys-prestbury-inf.gloucs.sch.uk

Oversubscription (Criterion 2)

In the event of oversubscription in this criterion places will be allocated to children in the following order:

- a) Those who live in the priority area of the parish.
- b) Those who live in the non-priority area of the parish.
- c) Those who live outside the parish.

The places will be allocated within each category to those with the strongest geographical claim, measured in a straight line from the Ordnance Survey address point of the child's permanent home address (including flats), to the Ordnance Survey address point of the school, using the Local Authority's computerised measuring system: with those living closer to the school receiving the higher priority. In the event that two or more children have the same distance measurement, a process of random allocation, where supervised drawing of lots by an independent responsible person of good standing will be used to decide which child(ren) will be allocated the remaining place(s).

Oversubscription (except for criterion 2)

The places will be allocated within each criterion to those with the strongest geographical claim, measured in a straight line from the Ordnance Survey address point of the child's permanent home address (including flats), to the Ordnance Survey address point of the school, using the Local Authority's computerised measuring system: with those living closer to the school receiving the higher priority. In the event that two or more children have the same distance measurement, a process of random allocation, where supervised drawing of lots by an independent responsible person of good standing will be used to decide which child(ren) will be allocated the remaining place(s) (in accordance with 1.34 and 1.35 of the School Admissions Code).

Application under criterion 2

We follow the Local Authority definition of a sibling as "a brother or sister, half brother or sister, adopted brother or sister, step brother or sister or the child of the parent/carer's partner as well as children brought together by a same sex civil partnership. In every case, the child must be living in the same family unit at the same address."

Applications under criteria 3 and 5

The Electoral Roll of the ecclesiastical parish of Prestbury should not be confused with the parliamentary electoral register for the civil parish. To qualify for inclusion on the Electoral Roll of the parish the following criteria must be met:

Be aged 16 years or over.

Be baptised.

Be a lay member of the Church of England.

Be either resident in the ecclesiastical parish, or for the previous six months have habitually attended public worship in the parish.

Further information and an application form are available from the Prestbury parish website www.prestbury.net/electoral_roll.htm

A member of Prestbury United Reformed Church will have been formally received into church membership by the decision of a Church Meeting and their name recorded on the church Membership Roll.

Applications must be supported by a completed Supplementary Information Form (SIF) which can be downloaded from the School website and must be signed by one of the Prestbury parish clergy after consultation with the church wardens, or signed by the Prestbury URC minister after consultation with the church elders, confirming the parent's Christian commitment and regular attendance at St. Mary's, St Nicolas' churches, or Prestbury URC. If a family has moved into the parish during the last two years, and wish to apply under these criteria, they must also provide a Supplementary Information Form signed by their previous parish priest or minister confirming that they have met the requirements for admission under these criteria.

Supplementary Form Required:

See criteria above

Date to be Returned:

15 January 2025

Where to be Returned:

St Mary's C of E Infant School

St Mary's C of E Junior School (Prestbury)

Telephone: 01242 244387

Email: admin@psm-school.co.uk

Website: www.prestburystmarys.co.uk

Address: Bouncers Lane, Prestbury, Cheltenham GL52 5JB

Category of School:	Junior School
Status of School:	Voluntary Aided
Age Range:	7-11
Published Admission Number:	60
No. of pupils on roll Jan 2024:	269
Total No. of Preferences for Sept 2024:	61
No. of 1 st Preferences for Sept 2024:	59

Admissions Policy

1. **Looked after children** or previously looked after children.
2. Children already attending St Mary's C of E Infant School. (*See Additional Notes*)
3. **Siblings** - Children with a brother or sister who will still be attending St. Mary's C of E Infant or Prestbury St Mary's Junior Schools at the time of admission. (The other child must be continuing to attend either school when the sibling is admitted.) (*See Additional Notes*)
4. **Church (Priority Area within the parish)** - Children of parents who live in the priority area of the ecclesiastical parish of Prestbury of whom at least one parent is on the Electoral Roll of the parish of Prestbury which comprises St. Mary's and St. Nicolas' churches or is a member of Prestbury United Reformed Church and has attended an act of worship at any of these churches at least once a month during 2 years prior to the Local Authority closing date for applications. In the event that during the period specified for attendance at worship the church has been closed for public worship and has not provided alternative premises for that worship, the requirements of these admissions arrangements in relation to attendance will only apply to the period when the church or alternative premises have been available for public worship. (*See Additional Notes*)
5. **Priority Area within the Parish** - Children of parents who live in the priority area of the ecclesiastical parish of Prestbury. (*See Additional notes*)
6. **Church (Non-Priority Area within the parish)** - Children of parents who live in the rest of the ecclesiastical parish of Prestbury of whom at least one parent is on the Electoral Roll of the parish of Prestbury which comprises St. Mary's and St. Nicolas' churches or is a member of Prestbury United Reformed Church and has attended an act of worship at any of these churches at least once a month during 2 years prior to the Local Authority closing date for applications. In the event that during the period specified for attendance at worship the church has been closed for public worship and has not provided alternative premises for that worship, the requirements of these admissions arrangements in relation to attendance will only apply to the period when the church or alternative premises have been available for public worship. (*See Additional Notes*)
7. **The Non-Priority Area within the Parish** - Children who live in the rest of the ecclesiastical parish of Prestbury. (*See Additional notes*)
8. **Outside the Parish** - Children who live outside the ecclesiastical parish of Prestbury. (*See Additional notes*)

Additional Notes

The Ecclesiastical Parish of Prestbury - A map of the ecclesiastical parish of Prestbury is available from the school office and on the school website www.prestburystmarysfederation.co.uk/ Addresses can also be checked by entering the postcode on the website 'A Church Near You' - www.achurchnearyou.com/

Priority Area within the Parish

- a) addresses on Bouncers Lane and areas to the east of that road
- b) addresses on The Burgage, Bowbridge Lane, Spring Lane and areas to the east of those roads
- c) addresses on Tatchley Lane, Chiltern Road, Glebe Road and Newland Court.
- d) Numbers 313 to 333 and 314A/314 to 344A/344 Prestbury Road.

If you have any concerns as to whether your address is in the Parish or in the Priority area of the Parish then please contact admissions@st-marys-prestbury-inf.gloucs.sch.uk

Oversubscription (Criteria 2 and 3)

In the event of oversubscription in these criteria places will be allocated to children in the following order:

- a) Those who live in the priority area of the parish.
- b) Those who live in the non-priority area of the parish.
- c) Those who live outside the parish.

The places will be allocated within each category to those with the strongest geographical claim, measured in a straight line from the Ordnance Survey address point of the child's permanent home address (including flats), to the Ordnance Survey address point of the school, using the Local Authority's computerised measuring system: with those living closer to the school receiving the higher priority. In the event that two or more children have the same distance measurement, a process of random allocation, where supervised drawing of lots by an independent responsible person of good standing will be used to decide which child(ren) will be allocated the remaining place(s).

Oversubscription (except for Criteria 2 and 3)

Places in each criterion will be allocated to those who have the strongest geographical claim measured in a straight line from the Ordnance Survey address point of the child's permanent home address (including flats); to the Ordnance Survey address point of the school, using the Local Authority's computerised measuring system; with those living closer to the school receiving the higher priority. In the event that two or more children have the same distance measurement, a process of random allocation, where supervised drawing of lots by an independent responsible person of good standing will be used to decide which child(ren) will be allocated the remaining place(s).

Application under criterion 3

We follow the Local Authority definition of a sibling as "a brother or sister, half brother or sister, adopted brother or sister, step brother or sister or the child of the parent/carer's partner as well as children brought together by a same sex civil partnership. In every case, the child must be living in the same family unit at the same address."

Applications under criteria 4 and 6

The Electoral Roll of the ecclesiastical parish of Prestbury should not be confused with the parliamentary electoral register for the civil parish. To qualify for inclusion on the Electoral Roll of the parish the following criteria must be met:

- Be aged 16 years or over.
- Be baptised.
- Be a lay member of the Church of England.
- Be either resident in the ecclesiastical parish, or for the previous six months have habitually attended public worship in the parish.

Further information and an application form are available from the Prestbury parish website www.prestbury.net/electoral_roll.htm

A member of Prestbury United Reformed Church will have been formally received into church membership by the decision of a Church Meeting and their name recorded on the church Membership Roll.

Applications must be supported by a completed Supplementary Information Form (SIF) which can be downloaded from the school website and must be signed by one of the Prestbury parish clergy after consultation with the church wardens or signed by the Prestbury URC minister after consultation with the church elders, confirming the parent's Christian commitment and regular attendance at St. Mary's, St Nicolas' churches, or Prestbury URC. If a family has moved into the parish during the last two years, and wish to apply under these criteria, they must also provide a completed Supplementary Information Form signed by their previous parish priest or minister confirming that they have met the requirements for admission under these criteria.

Supplementary Form Required:	See criteria above
Date to be Returned:	15 January 2025
Where to be Returned:	School Office

St Mary's C of E Primary School, Tetbury

Telephone: 01666 502275

Email: admin@st-marys-tetbury.gloucs.sch.uk

Website: www.stmarystetbury.com

Address: St Mary's Road, Tetbury, Gloucestershire, GL8 8BW

Category of School:	Primary School
Status of School:	Academy
Age Range:	4-11
Published Admission Number:	60
No. of pupils on roll Jan 2024:	337
Total No. of Preferences for Sept 2024:	56
No. of 1 st Preferences for Sept 2024:	38

Admissions Policy

1. Looked after children or previously looked after children.
2. Children who have siblings attending the school and who will continue to do so when the younger child is admitted. For this purpose, sibling refers to brother or sister, half brother or sister, adopted brother or sister, step brother or sister, or the child of the parent/carer's partner as well as children who are brought together as a family by a same sex civil partnership. In every case, the child must be living in the same family unit at the same address, at the time of application.
Where a child lives with both parents on a 50/50 (equal) basis, both parents must agree and confirm the pupil's address, which must be the same address as the preference school has registered for the sibling connection to apply. The parents' agreement and application must be made before the closing dates in order for the sibling connection to apply.
3. Children who have a parent who is a member of staff at the school and who will continue to do so when the child joins the school roll. A child is defined as a son or daughter, step son or daughter, adopted son or daughter or the child of the parent/carer's partner, and in every case, the child must be living in the same family unit at the same address. A member of staff is defined as anyone who is employed at the school. Priority will be given to children of staff in either or both of the following circumstances: a) where the member of staff has been employed at the school for two or more years at the time at which the application for admission to the school is made; and/or b) the member of staff is recruited to fill a vacant post at the school for which there is a demonstrable skill shortage*
4. Children with the strongest geographical claim, measured in a straight line from the Ordnance Survey address point of the child's home address (including flats) to the Ordnance Survey address point of the school, using the Local Authority's computerised measuring system, with those living closer to the school receiving the higher priority.

*At first Board of Trustees meeting of each academic year, the Trust Board will receive information from the CEO about the current subject or skills shortage for the school.

Where any particular category at points 1-3 above is oversubscribed, criterion 4 (strongest geographical claim based on straight line distance) will be used to determine which child is offered a place.

In the event of a tie between two or more children when applying criterion 4 (strongest geographical claim based on straight line distance) where there are not enough places available to offer all children a place at the school, a process of random allocation will be followed by the DGAT. This will be in the form of a manual process which is overseen by an independent person from the Trust Board or its delegated authority. Where twins or children from multiple births are part of a random allocation process they will be considered as one applicant.

St Mary's Catholic Primary Academy

Telephone: 01452 714053

Email: admin@st-marys-churchdown.gloucs.sch.uk

Website: www.st-marys-churchdown.gloucs.sch.uk/

Address: Cheltenham Road East, Churchdown, Gloucester. GL3 1HU

Category of School:	Primary
Status of School:	Academy
Age Range:	4-11
Published Admission Number:	30

No. of pupils on roll Jan 2024:	223
Total No. of Preferences for Sept 2024:	74
No. of 1 st Preferences for Sept 2024:	34

Admissions Policy

1. Catholic looked after and previously looked after children.
2. Catholic children who are resident in the school's designated parishes of Our Lady of Perpetual Succour Church, Churchdown and St. Patrick's, Church, Brockworth.
3. Other Catholic children.
4. Other looked after and previously looked after children.
5. Children who are a Catechumen.
6. Any other children.

Within each of the categories listed above, priority will be given to children who will have a brother or sister at the school at the time of enrolment.

Brother or sister' includes:

- (i) all natural brothers or sisters, half brothers or sisters, adopted brothers or sisters, stepbrothers or sisters, foster brothers or sisters, living at the same address; and
- (ii) the child of a parent's partner where that child lives for at least part of the week in the same family unit at the same home address as the child who is the subject of the application.

Tie Break

Where children have identical ranking, priority within each category will then be determined by random allocation (see below).

Random Allocation

Random Allocation is the drawing of lots, supervised by a person independent of the school. Each child will be allocated a number. All the numbers will be placed into a hat or other suitable container and will be drawn out and ranked in the order that they were drawn.

For children of a multiple birth, only the allocated number of one of the children will be entered in the draw. Where this number is drawn, the other child or children will be deemed to have also been drawn. Lots will then also be drawn for these children to decide their individual ranking. This process will also be applied to brothers or sisters who are not from a multiple birth but are applying for a place in the same year group.

Notes

- 'Catholic' means a member of a Church in full communion with the See of Rome. This includes the Eastern Catholic Churches. For someone to be treated as Catholic, written evidence of Catholic baptism or reception into the Church will be required. This will normally be evidenced by a certificate of baptism in a Catholic Church or a certificate of reception into the full communion of the Catholic Church. Whilst a copy of the certificate may be accepted, the governors may request sight of the original. The governing board may request additional supporting evidence if the written documents that are provided do not confirm the fact that the person was baptised/received into a Catholic Church. There may occasionally be difficulty in obtaining written evidence of baptism or reception into the Church. In such cases, contact may be made with a Parish Priest for advice on how the question of baptism/reception is to be resolved and how written evidence is to be produced in accordance with the law of the Church. The Priest may seek advice from Clifton Diocese. For the purposes of this policy, 'Catholic' includes a looked after child living with a family where at least one of the parents is confirmed as being Catholic.
- 'Catechumen' means a member of the catechumenate of a Catholic Church. This will normally be evidenced by a certificate of reception into the order of catechumens. Children must be at least 7 years old to be a Catechumen, so the Oversubscription criterion category no. 5, cannot be applied to any child less than 7 years old.

Parish Maps

Our Lady's and St Patrick's parish boundary maps are available at the school office and can be viewed on the school website, via the following link: <https://www.st-marys-churchdown.gloucs.sch.uk/our-school/admissions> and at the school office.

Supporting Evidence

For categories 1, 2, 3 and 5 supporting evidence must be provided. If you do not provide the supporting documentation e.g. a certificate of baptism, or of reception into the Church, or of reception into the

order of catechumens, your child can not be placed within any of those categories and this may affect your child's chance of being offered a place. To be considered in the first round of allocations, it should be submitted to the school by 15 January 2025.

St Matthew's C of E Primary School

Telephone: 01453 764705

Email: admin@st-matthews.gloucs.sch.uk

Website: www.st-matthews.gloucs.sch.uk

Address: Church Road, Cainscross, Stroud, Glos. GL5 4JE

Category of School:	Primary
Status of School:	Academy
Age Range:	4-11
Published Admission Number:	30
No. of pupils on roll Jan 2024:	192
Total No. of Preferences for Sept 2024:	42
No. of 1 st Preferences for Sept 2024:	13

Admissions Policy

1. Looked after children or previously looked after children.
2. Children who have siblings attending the school and who will continue to do so when the younger child is admitted. For this purpose, sibling refers to brother or sister, half brother or sister, adopted brother or sister, step brother or sister, or the child of the parent/carer's partner as well as children who are brought together as a family by a same sex civil partnership. In every case, the child must be living in the same family unit at the same address, at the time of application.
Where a child lives with both parents on a 50/50 (equal) basis, both parents must agree and confirm the pupil's address, which must be the same address as the preference school has registered for the sibling connection to apply. The parents' agreement and application must be made before the closing dates in order for the sibling connection to apply.
3. Children who have a parent who is a member of staff at the school and who will continue to do so when the child joins the school roll. A child is defined as a son or daughter, step son or daughter, adopted son or daughter or the child of the parent/carer's partner, and in every case, the child must be living in the same family unit at the same address. A member of staff is defined as anyone who is employed at the school. Priority will be given to children of staff in either or both of the following circumstances: a) where the member of staff has been employed at the school for two or more years at the time at which the application for admission to the school is made; and/or b) the member of staff is recruited to fill a vacant post at the school for which there is a demonstrable skill shortage*
4. Children with the strongest geographical claim, measured in a straight line from the Ordnance Survey address point of the child's home address (including flats) to the Ordnance Survey address point of the school, using the Local Authority's computerised measuring system, with those living closer to the school receiving the higher priority.

*At first Board of Trustees meeting of each academic year, the Trust Board will receive information from the CEO about the current subject or skills shortage for the school.

Where any particular category at points 1-3 above is oversubscribed, criterion 4 (strongest geographical claim based on straight line distance) will be used to determine which child is offered a place.

In the event of a tie between two or more children when applying criterion 4 (strongest geographical claim based on straight line distance) where there are not enough places available to offer all children a place at the school, a process of random allocation will be followed by the DGAT. This will be in the form of a manual process which is overseen by an independent person from the Trust Board or its delegated authority. Where twins or children from multiple births are part of a random allocation process they will be considered as one applicant.

St Paul's C of E Primary School

Telephone: 01452 521872

Email: admin@st-pauls.gloucs.sch.uk

Website: www.st-pauls.gloucs.sch.uk

Address: New Street, Gloucester. GL1 5BD

Category of School:	Primary
Status of School:	Voluntary Controlled
Age Range:	4-11
Published Admission Number:	30
No. of pupils on roll Jan 2024:	210
Total No. of Preferences for Sept 2024:	86
No. of 1 st Preferences for Sept 2024:	39

Admissions Policy

1. Looked after children or previously looked after children.
2. Siblings.
3. Home to school distance (measured in a straight line).

St Peter's Catholic Primary School

Telephone: 01452 524792

Email: admin@st-peters-pri.gloucs.sch.uk

Website: www.st-peters-pri.gloucs.sch.uk

Address: Horton Road, Gloucester, GL1 3PY

Category of School:	Primary School
Status of School:	Academy
Age Range:	4-11
Published Admission Number:	60
No. of pupils on roll Jan 2024:	419
Total No. of Preferences for Sept 2024:	154
No. of 1 st Preferences for Sept 2024:	63

Admissions Policy

1. Catholic looked after and previously looked after children.
2. Catholic children who are resident in the school's designated parishes of the following churches: St. Peter, Gloucester; St. Augustine, Matson; English Martyrs, Tuffley; Our Lady of Lourdes, Newent; St Margaret Mary, Coleford and Our Lady of Victories and St Joseph, Cinderford.
3. Other Catholic children.
4. Other looked after and previously looked after children.
5. Children who are a Catechumen.
6. Any other children.

Within each of the categories listed above, priority will be given to children who will have a brother or sister at the school at the time of enrolment. 'Brother or sister' includes:

- (i) all natural brothers or sisters, half brothers or sisters, adopted brothers or sisters, stepbrothers or sisters, foster brothers or sisters, living at the same address: and
- (ii) the child of a parent's partner where that child lives for at least part of the week in the same family unit at the same home address as the child who is the subject of the application.

Notes

- 'Catholic' means a member of a Church in full communion with the See of Rome. This includes the Eastern Catholic Churches. For someone to be treated as Catholic, written evidence of Catholic baptism or reception into the Church will be required. This will normally be evidenced by a certificate of baptism in a Catholic Church or a certificate of reception into the full communion of the Catholic Church. Whilst a copy of the certificate may be accepted, the governors may request sight of the original. The governing body may request additional supporting evidence if the written documents that are provided do not confirm the fact that the person was baptised/received into a Catholic Church. There may occasionally be difficulty in obtaining written evidence of baptism or reception into the Church. In such cases, contact may be made with a Parish Priest for advice on how the question of baptism/reception is to be resolved and how written evidence is to be produced in accordance with the law of the Church. The Priest may seek advice from Clifton Diocese. For the purposes of this policy, 'Catholic' includes a looked after child living with a family where at least one of the parents is confirmed as being Catholic.
- 'Catechumen' means a member of the catechumenate of a Catholic Church. This will normally be evidenced by a certificate of reception into the order of catechumens. Children must be at least 7 years old to be a Catechumen, so the Oversubscription criterion category no. 5, cannot be applied to any child less than 7 years old.

Tie Break

Where children have identical ranking, priority within each category will then be determined by random allocation (see below).

Random Allocation

Random Allocation is the drawing of lots, supervised by a person independent of the school. Each child will be allocated a number. All the numbers will be placed into a hat or other suitable container and will be drawn out and ranked in the order that they were drawn.

For children of a multiple birth, only the allocated number of one of the children will be entered in the draw. Where this number is drawn, the other child or children will be deemed to have also been drawn. Lots will then also be drawn for these children to decide their individual ranking. This process will also be applied to brothers and sisters who are not from a multiple birth but are applying for a place in the same year group.

Supporting Evidence

For categories 1, 2, 3 and 5 supporting evidence must be provided. If you do not provide the supporting documentation e.g. a certificate of baptism, or of reception in the Church, or of reception into the order of catechumens, (as detailed above), your child can not be placed within any of the categories and this may affect your child's chance of being offered a place. To be considered in the first round of allocations, it should be submitted to the school by 15 January 2025.

St Thomas More Catholic Primary School

Telephone: 01242 513339

Email: admin@st-thomasmore.gloucs.sch.uk

Website: www.st-thomasmore.gloucs.sch.uk

Address: Lewis Road, Hesters Way, Cheltenham, Glos. GL51 0HZ

Category of School:	Primary
Status of School:	Academy
Age Range:	4-11
Published Admission Number:	30
No. of pupils on roll Jan 2024:	199
Total No. of Preferences for Sept 2024:	38
No. of 1 st Preferences for Sept 2024:	11

Admissions Policy

1. Catholic looked after and previously looked after children.
2. Catholic children who are resident in the school's designated parishes St. Thomas More's Church, Cheltenham and St. Joseph's Church, Tewkesbury.
3. Other Catholic children.
4. Other looked after and previously looked after children.
5. Children who are a Catechumen.
6. Any other children.

Within each of the categories listed above, priority will be given to children who will have a brother or sister at the school at the time of enrolment. 'Brother or sister' includes:

- (i) all natural brothers or sisters, half brothers or sisters, adopted brothers or sisters, stepbrothers or sisters, foster brothers or sisters, living at the same address: and
- (ii) the child of a parent's partner where that child lives for at least part of the week in the same family unit at the same home address as the child who is the subject of the application.

Notes

- 'Catholic' means a member of a Church in full communion with the See of Rome. This includes the Eastern Catholic Churches. For someone to be treated as Catholic, written evidence of Catholic baptism or reception into the Church will be required. This will normally be evidenced by a certificate of baptism in a Catholic Church or a certificate of reception into the full communion of the Catholic Church. Whilst a copy of the certificate may be accepted, the governors may request sight of the original. The governing body may request additional supporting evidence if the written documents that are provided do not confirm the fact that the person was baptised/received into a Catholic Church. There may occasionally be difficulty in obtaining written evidence of baptism or reception into the Church. In such cases, contact may be made

with a Parish Priest for advice on how the question of baptism/reception is to be resolved and how written evidence is to be produced in accordance with the law of the Church. The Priest may seek advice from Clifton Diocese. For the purposes of this policy, 'Catholic' includes a looked after child living with a family where at least one of the parents is confirmed as being Catholic.

- 'Catechumen' means a member of the catechumenate of a Catholic Church. This will normally be evidenced by a certificate of reception into the order of catechumens. Children must be at least 7 years old to be a Catechumen, so the Oversubscription criterion category no. 5, cannot be applied to any child less than 7 years old.

Tie Break

Where children have identical ranking, priority within categories 1,2,3 and 5 will be determined by random allocation.

Priority within categories 4 and 6 will be given to those living closest to the school as measured by a direct line between the Ordnance Survey address point of the child's home to the Ordnance Survey address point of the school using Gloucestershire Local Authority's computerised system.

Where distances are equal, priority will be determined by random allocation.

Random Allocation

Random Allocation is the drawing of lots, supervised by a person independent of the school. Each child will be allocated a number. All the numbers will be placed into a hat or other suitable container and will be drawn out and ranked in the order that they were drawn.

For children of a multiple birth, only the allocated number of one of the children will be entered in the draw. Where this number is drawn, the other child or children will be deemed to have also been drawn. Lots will then also be drawn for these children to decide their individual ranking. This process will also be applied to brothers or sisters who are not from a multiple birth but are applying for a place in the same year group.

Supporting Evidence

For categories 1, 2, 3 and 5 supporting evidence must be provided. If you do not provide the supporting documentation e.g. a certificate of baptism, or of reception into the Church, or of reception into the order of catechumens, your child cannot be placed within any of those categories and this may affect your child's chance of being offered a place. To be considered in the first round of allocations, it should be submitted to the School Office by 15 January 2025.

St White's Primary School

Telephone: 01594 822311

Email: admin@st-whites.gloucs.sch.uk

Website: www.st-whites.gloucs.sch.uk

Address: Sneyd Wood Road, Cinderford, Glos. GL14 3GD

Category of School:	Primary
Status of School:	Community
Age Range:	4-11
Published Admission Number:	45
No. of pupils on roll Jan 2024:	270
Total No. of Preferences for Sept 2024:	42
No. of 1st Preferences for Sept 2024:	27

Admissions Policy

1. Looked after children or previously looked after children.
2. Siblings.
3. Home to school distance (measured in a straight line).

Staunton & Corse C of E Primary School

Telephone: 01452 840240

Email: admin@stauntoncorse.gloucs.sch.uk

Website: www.stauntoncorseacademy.co.uk
Address: Gloucester Road, Staunton, Corse, Glos. GL19 3RA

Category of School:	Primary
Status of School:	Academy
Age Range:	4-11
Published Admission Number:	18
No. of pupils on roll Jan 2024:	107
Total No. of Preferences for Sept 2024:	40
No. of 1 st Preferences for Sept 2024:	11

Admissions Policy

1. Looked after children or previously looked after children.
2. Children who will have siblings attending the school at the time the applicant child is admitted. For this purpose, sibling refers to brother or sister, half brother or sister, adopted brother or sister, step brother or sister, or the child of the parent/carer's partner as well as children who are brought together as a family by a same sex civil partnership. In every case, the child must be living in the same family unit at the same address, at the time of application. Where a child lives with both parents on a 50/50 (equal) basis, both parents must agree and confirm the pupil's address, which must be the same address as the preference school has registered for the sibling connection to apply. The parents' agreement and application must be made before the closing dates in order for the sibling connection to apply.
3. Children who have a parent who is a permanent member of staff at the Primary QuEST school (the school they would like their child to attend) and who will continue to do so when the child is admitted. A child is defined as a son or daughter, step son or daughter, adopted son or daughter or the child of the parent/carer's partner, and in every case, the child must be living in the same family unit at the same address.
4. Children with the strongest geographical claim, measured in a straight line from the Ordnance Survey address point of the child's home address (including flats) to the Ordnance Survey address point of the school, using the Local Authority's computerised measuring system, with those living closer to the school receiving the higher priority.

Where any particular category at points 1-3 above is oversubscribed, criterion 4 (strongest geographical claim based on straight line distance) will be used to determine which child is offered a place.

In the event of a tie between two or more children when applying criterion 4 (strongest geographical claim based on straight line distance) where there are not enough places available to offer all children a place at the school, a process of random allocation will be followed by Primary QuEST. This will be in the form of a manual process which is overseen by an independent person from the Trust Board or its delegated authority. Where twins or children from multiple births are part of a random allocation process they will be considered as one applicant.

Steam Mills Primary School

Telephone: 01594 822567
Email: admin@steammills.gloucs.sch.uk
Website: www.steammillsprimary.co.uk
Address: Steam Mills, Cinderford, Glos. GL14 3JD

Category of School:	Primary
Status of School:	Community
Age Range:	4-11
Published Admission Number:	17
No. of pupils on roll Jan 2024:	116
Total No. of Preferences for Sept 2024:	50
No. of 1 st Preferences for Sept 2024:	15

Admissions Policy

1. Looked after children or previously looked after children.
2. Siblings.
3. Home to school distance (measured in a straight line).

Stone with Woodford C of E Primary School

Telephone: 01454 260309

Email: admin@stone-with-woodford.gloucs.sch.uk

Website: www.stone-with-woodford.gloucs.sch.uk

Address: Stone, Berkeley, Glos. GL13 9JX

Category of School:	Primary
Status of School:	Academy
Age Range:	4-11
Published Admission Number:	15
No. of pupils on roll Jan 2024:	86
Total No. of Preferences for Sept 2024:	31
No. of 1 st Preferences for Sept 2024:	17

Admissions Policy

1. Looked after children or previously looked after children.
2. Children who will have siblings attending the school at the time the applicant child is admitted.
Sibling refers to a brother or sister, half brother or sister, adopted brother or sister, step brother or sister, or the child of the parent/carer's partner as well as children brought together by a same sex civil partnership. In every case, the child must be living in the same family unit at the same address.
3. Children of teaching staff working at our school.
4. Children with the strongest geographical claim, measured, using Ordnance Survey points, in a straight line from the central point of the child's home address (including flats) to the point of the school, using the Local Authority's computerised measuring system, with those living closer to the school receiving the higher priority.

Where any particular category at points 1-3 above is oversubscribed, criterion 4 (strongest geographical claim based on straight line distance) will be used to determine which child is offered a place.

In the event of a tie between two or more children when applying criterion 4 (strongest geographical claim based on straight line distance) where there are not enough places available to offer all children a place at the school, a process of random allocation will be followed by the school.

Stonehouse Park Infant School

Telephone: 01453 823052

Email: admin@park-inf.gloucs.sch.uk

Website: www.stonehouseschools.uk

Address: Elm Road, Stonehouse, Glos, GL10 2NP

Category of School:	Infant
Status of School:	Community
Age Range:	4-7
Published Admission Number:	60
No. of pupils on roll Jan 2024:	110
Total No. of Preferences for Sept 2024:	46
No. of 1 st Preferences for Sept 2024:	29

Admissions Policy

1. Looked after children or previously looked after children.
2. Siblings.
3. Home to school distance (measured in a straight line).

Stow-on-the-Wold Primary School

Telephone: 01451 830784

Email: admin@stow-on-the-wold.gloucs.sch.uk

Website: www.stowprimaryschool.co.uk

Address: St Edward's Drive, Stow-on-the-Wold, Glos. GL54 1AW

Category of School:	Primary
---------------------	---------

Status of School:	Community
Age Range:	4-11
Published Admission Number:	20
No. of pupils on roll Jan 2024:	95
Total No. of Preferences for Sept 2024:	27
No. of 1 st Preferences for Sept 2024:	12

Admissions Policy

1. Looked after children or previously looked after children.
2. Siblings.
3. Home to school distance (measured in a straight line).

Stratton C of E Primary School

Telephone: 01285 653431
 Email: admin@stratton.gloucs.sch.uk
 Website: www.stratton.gloucs.sch.uk
 Address: Thessaly Road, Cirencester, Glos. GL7 2NG

Category of School:	Primary
Status of School:	Voluntary Controlled
Age Range:	4-11
Published Admission Number:	30
No. of pupils on roll Jan 2024:	198
Total No. of Preferences for Sept 2024:	74
No. of 1 st Preferences for Sept 2024:	30

Admissions Policy

1. Looked after children or previously looked after children.
2. Siblings.
3. Home to school distance (measured in a straight line).

Stroud Valley Community Primary School

Telephone: 01453 764400
 Email: admin@stroudvalley.gloucs.sch.uk
 Website: www.stroudvalleyschool.co.uk
 Address: Castle Street, Stroud, Glos. GL5 2HP

Category of School:	Primary
Status of School:	Community
Age Range:	4-11
Published Admission Number:	37
No. of pupils on roll Jan 2024:	255
Total No. of Preferences for Sept 2024:	66
No. of 1 st Preferences for Sept 2024:	35

Admissions Policy

1. Looked after children or previously looked after children.
2. Siblings.
3. Home to school distance (measured in a straight line).

Swell C of E Primary School

Telephone: 01451 830707
 Email: swelladmin@ncsf.school
 Website: www.northcotswoldschools.co.uk
 Address: Lower Swell, Cheltenham, Glos. GL54 1LH

Category of School:	Primary
Status of School:	Academy
Age Range:	4-11

Published Admission Number:	8
No. of pupils on roll Jan 2024:	34
Total No. of Preferences for Sept 2024:	19
No. of 1st Preferences for Sept 2024:	<5

Admissions Policy

1. Looked after children or previously looked after children.
2. Children who will have siblings attending the school at the time the applicant child is admitted. For this purpose, sibling refers to brother or sister, half brother or sister, adopted brother or sister, step brother or sister, or the child of the parent/carer's partner as well as children who are brought together as a family by a same sex civil partnership. In every case, the child must be living in the same family unit at the same address, at the time of application. Where a child lives with both parents on a 50/50 (equal) basis, both parents must agree and confirm the pupil's address, which must be the same address as the preference school has registered for the sibling connection to apply. The parents' agreement and application must be made before the closing dates in order for the sibling connection to apply.
3. Children with the strongest geographical claim, measured in a straight line from the ordnance survey address point of the child's home address (including flats) to the ordnance survey address point of the school, using the Local Authority's computerised measuring system, with those living closer to the school receiving the higher priority

Swindon Village Primary School

Telephone: 01242 690016

Email: admin@swindonvillage.gloucs.sch.uk

Website: www.swindonvillage.co.uk

Address: Church Road, Swindon Village, Cheltenham, Glos. GL51 9QP

Category of School:	Primary
Status of School:	Foundation
Age Range:	4-11
Published Admission Number:	60
No. of pupils on roll Jan 2024:	425
Total No. of Preferences for Sept 2024:	151
No. of 1st Preferences for Sept 2024:	72

Admissions Policy

1. Looked after children or previously looked after children.
2. Children who have a sibling attending the school and who will continue to do so when the younger child is admitted. For this purpose, sibling refers to brother or sister, half-brother or sister, adopted brother or sister, step brother or sister, or the child of the parent/carer's partner as well as children who are brought together as a family by a same sex civil partnership. In every case, the child must be living in the same family unit at the same address, at the time of the application.
3. Children with the strongest geographical claim, measured in a straight line from the ordnance survey address point of the child's home address (including flats) to the ordnance survey address point of the school, using the Local Authority's computerised measuring system, with those living closer to the school receiving the higher priority.

Tie Break

Where oversubscription is still the case, having applied criteria 1-2, then criterion 3 (strongest geographical claim based on straight line distance) will be used to determine which child is offered a place. In the event of a tie between two or more children when applying criterion 3 (strongest geographical claim based on straight line distance) where there are not enough places available to offer all children a place at the school, a process of random allocation (i.e. drawing of lots) will be followed by the Governing Body. Where twins or multiple births are part of the process, they will be considered as one applicant.

Temple Guiting C of E Primary School

Telephone: 01451 850304

Email: admin@templeguiting.gloucs.sch.uk

Website: www.templeguiting.gloucs.sch.uk

Address: Temple Guiting, Cheltenham, Glos. GL54 5RW

Category of School:	Primary
Status of School:	Voluntary Controlled
Age Range:	4-11
Published Admission Number:	15
No. of pupils on roll Jan 2024:	92
Total No. of Preferences for Sept 2024:	29
No. of 1 st Preferences for Sept 2024:	17

Admissions Policy

1. Looked after children or previously looked after children.
2. Siblings.
3. Home to school distance (measured in a straight line).

Tewkesbury C of E Primary School

Telephone: 01684 292309

Email: admin@tewkesbury-pri.gloucs.sch.uk

Website: www.tewkesbury-primary.co.uk

Address: Chance Street, Tewkesbury, Glos. GL20 5RQ

Category of School:	Primary
Status of School:	Voluntary Controlled
Age Range:	4-11
Published Admission Number:	60
No. of pupils on roll Jan 2024:	272
Total No. of Preferences for Sept 2024:	70
No. of 1 st Preferences for Sept 2024:	25

Admissions Policy

1. Looked after children or previously looked after children.
2. Siblings.
3. Home to school distance (measured in a straight line).

Thrupp Primary School

Telephone: 01453 883586

Email: admin@thrupp.gloucs.sch.uk

Website: www.thruppschool.co.uk

Address: Thrupp Lane, Stroud, Glos GL5 2EN

Category of School:	Primary
Status of School:	Community
Age Range:	4-11
Published Admission Number:	20
No. of pupils on roll Jan 2024:	140
Total No. of Preferences for Sept 2024:	58
No. of 1 st Preferences for Sept 2024:	17

Admissions Policy

1. Looked after children or previously looked after children.
2. Siblings.
3. Home to school distance (measured in a straight line).

Tibberton Community Primary School

Telephone: 01452 790469

Email: admin@tibberton.gloucs.sch.uk

Website: www.tibberton.org

Address: Orchard Rise, Tibberton, Glos. GL19 3AQ

Category of School:	Primary
Status of School:	Academy
Age Range:	4-11
Published Admission Number:	15
No. of pupils on roll Jan 2024:	109
Total No. of Preferences for Sept 2024:	58
No. of 1 st Preferences for Sept 2024:	17

Admissions Policy

1. Looked after children or previously looked after children.
2. Siblings.
3. Home to school distance (measured in a straight line).

Tirlebrook Primary School

Telephone: 01684 293549

Email: admin@tirlebrook.gloucs.sch.uk

Website: www.tirlebrook.co.uk

Address: Brensham Road, Tewkesbury, Glos, GL20 8EW

Category of School:	Primary
Status of School:	Foundation
Age Range:	4-11
Published Admission Number:	30
No. of pupils on roll Jan 2024:	209
Total No. of Preferences for Sept 2024:	72
No. of 1 st Preferences for Sept 2024:	20

Admissions Policy

1. Looked after children or previously looked after children.
2. A child's links with the school through siblings who are on roll at time of admission.
3. Children of staff in either or both of the following circumstances:
 - Where a member of staff has been employed at the school for two or more years at the time at which the application for admission to school is made.
 - The member of staff is recruited to fill a vacant post for which there is a demonstrable skill shortage.
4. Children with the strongest geographical claim, measured in a straight line from the ordnance survey address point of the child's home address.

Where any particular category at points 1-2 above is oversubscribed, criterion 4 (strongest geographical claim based on straight line distance) will be used to determine which child is offered a place.

In the event of a tie, involving two or more children when applying criterion 4 (the strongest geographical claim based on straight-line distance), where there are not enough places available to offer all children a place at the school, a process of random allocation will be followed by the Local Authority. This will be overseen by an independent person.

Tredington Community Primary School

Telephone: 01684 293617

Email: admin.TPS@glatrust.org.uk

Website: www.tredingtonprimary.org.uk

Address: Tredington, Nr Tewkesbury, Glos, GL20 7BU

Category of School:	Primary
Status of School:	Academy
Age Range:	4-11
Published Admission Number:	15
No. of pupils on roll Jan 2024:	66
Total No. of Preferences for Sept 2024:	39
No. of 1 st Preferences for Sept 2024:	10

Admissions Policy

1. Looked after children or previously looked after children.
2. Children with siblings who will be attending the school when the applicant child is admitted. For this purpose, sibling refers to brother or sister, half brother or sister, adopted brother or sister, step brother or sister, or the child of the parent/carer's partner as well as children who are brought together as a family by a same sex civil partnership. In every case, the child must be living in the same family unit at the same address, at the time of application.

Where a child lives with both parents on a 50/50 (equal) basis, both parents must agree and confirm the pupil's address, which must be the same address as the preference school has registered for the sibling connection to apply. The parents' agreement and application must be made before the closing dates in order for the sibling connection to apply.

3. Children with the strongest geographical claim, measured in a straight line from the Ordnance Survey address point of the child's home address (including flats) to the Ordnance Survey address point of the school, using the Local Authority's computerised measuring system, with those living closer to the school receiving the higher priority.

Where any particular category at points 1-2 above is oversubscribed, criterion 3 (strongest geographical claim based on straight line distance) will be used to determine which child is offered a place.

In the event of a tie between two or more children when applying criterion 3 (strongest geographical claim (based on straight line distance) where there are not enough places available to offer all children a place at the school, a process of random allocation will be followed by the GLA. This will be in the form of a manual process which is overseen by an independent person from the Trust Board. Where twins or children from multiple births are part of a random allocation process, they will be considered as one applicant.

Tredworth Infants & Nursery Academy

Telephone: 01452 520411

Email: admin@tredworth-inf.gloucs.sch.uk

Website: www.tredworthinfantschool.org.uk

Address: Victory Road, Gloucester GL1 4QF

Category of School:	Infant
Status of School:	Academy
Age Range:	4-11
Published Admission Number:	60
No. of pupils on roll Jan 2024:	172
Total No. of Preferences for Sept 2024:	93
No. of 1 st Preferences for Sept 2024:	49

Admissions Policy

1. Looked after children or previously looked after children.
2. Children who have a sibling who will be attending Tredworth Infant and Nursery Academy or Tredworth Junior School at the time of reception admission (i.e. a brother or sister, half brother or sister, adopted brother or sister, step brother or sister, or the child of a parent/ carer's partner as well as children brought together as a family by a same sex civil partnership. In every case the child must be living in the same family unit at the same address.). Note: The older child must be continuing to attend either school when the younger child is admitted and in every case must be living in the same family unit at the same address.
3. Children with an authenticated medical reason for attending school. Note: Children for whom only this particular school is appropriate due to an exceptional medical condition. Applications will only be considered if supported by a written statement from the applicant's doctor which must demonstrate that there is a very specific connection between the medical need and the facilities or resources of the school. The final decision to accept a child under this category will be made by the Board of Trustees through consultation with relevant professionals where necessary.
4. Children with the strongest geographical claim in the year in which the child is to start school on the closing date for applications. Note: The distance will be measured in a straight line from the Ordnance Survey point of the child's home address (including flats) to the Ordnance Survey point of the school. Those living the closest will receive the highest priority.

Special notes

Where any particular category at points 1-3 above is oversubscribed, criterion 4 (strongest geographical claim based on straight line distance) will be used to determine which child is offered a place.

In the event of a tie between two or more children, when applying criterion 4, the strongest geographical claim will be measured in a straight line from the ordnance survey point from the child's home address (including flats) to the ordnance survey address point of the school using the Local Authority's computerised measuring system with those living closer to the school receiving the higher priority.

Where there are not enough places available to offer all children a place at the school, a process of random allocation will be followed by the Board of Trustees.

Supplementary Form Required: See criteria 3 above.

Tredworth Junior School

Telephone: 01452 524578

Email: admin@tredworth-jun.gloucs.sch.uk

Website: www.tredworth-jun.gloucs.sch.uk

Address: Tredworth Road, Gloucester, GL1 3NN

Category of School:	Junior
Status of School:	Community
Age Range:	7-11
Published Admission Number:	80
No. of pupils on roll Jan 2024:	314
Total No. of Preferences for Sept 2024:	76
No. of 1 st Preferences for Sept 2024:	64

Admissions Policy

1. Looked after children or previously looked after children.
2. Children attending the companion infant school.
3. Siblings attending the junior school.
4. Siblings attending the infant school.
5. Home to school distances (measured in straight line).

Tutshill C of E Primary School

Telephone: 01291 622593

Email: office@tutshillcofe.gloucs.sch.uk

Website: www.tutshillcofeschool.co.uk

Address: Coleford Road, Tutshill, Chepstow, NP16 7BJ

Category of School:	Primary
Status of School:	Voluntary Controlled
Age Range:	4-11
Published Admission Number:	30
No. of pupils on roll Jan 2024:	214
Total No. of Preferences for Sept 2024:	52
No. of 1 st Preferences for Sept 2024:	33

Admissions Policy

1. Looked after children or previously looked after children.
2. Siblings.
3. Home to school distance (measured in a straight line).

Twyning Primary School

Telephone: 01684 293577

Email: admin@twyning.gloucs.sch.uk

Website: www.twyningschool.co.uk

Address: Twyning Green, Twyning, Tewkesbury, Glos GL20 6DF

Category of School:	Primary
Status of School:	Community
Age Range:	4-11
Published Admission Number:	20
No. of pupils on roll Jan 2024:	125
Total No. of Preferences for Sept 2024:	24
No. of 1 st Preferences for Sept 2024:	16

Admissions Policy

1. Looked after children or previously looked after children.
2. Siblings.
3. Home to school distance (measured in a straight line).

Uley C of E Primary School

Telephone: 01453 860350

Email: admin@uley.gloucs.sch.uk

Website: www.uleyprimary.co.uk

Address: Woodstock Terrace, Uley, Dursley, Gloucestershire, GL11 5SW

Category of School:	Primary
Status of School:	Voluntary Controlled
Age Range:	4-11
Published Admission Number:	17
No. of pupils on roll Jan 2024:	99
Total No. of Preferences for Sept 2024:	34
No. of 1 st Preferences for Sept 2024:	9

Admissions Policy

1. Looked after children or previously looked after children.
2. Siblings.
3. Home to school distance (measured in a straight line).

Uplands Community Primary School

Telephone: 01453 762409

Email: admin@uplands.gloucs.sch.uk

Website: www.uplandsprimarystroud.co.uk

Address: Thompson Road, Uplands, Stroud, Glos. GL5 1SR

Category of School:	Primary
Status of School:	Community
Age Range:	4-11
Published Admission Number:	15
No. of pupils on roll Jan 2024:	104
Total No. of Preferences for Sept 2024:	49
No. of 1 st Preferences for Sept 2024:	16

Admissions Policy

1. Looked after children or previously looked after children.
2. Siblings.
3. Home to school distance (measured in a straight line).

Upton St Leonards C of E Primary School

Telephone: 01452 616109

Email: admin@usl.school

Website: www.upton-st-leonards.co.uk

Address: Bondend Road, Upton St Leonards, Gloucester GL4 8ED

Category of School:	Primary
Status of School:	Voluntary Controlled
Age Range:	4-11
Published Admission Number:	60
No. of pupils on roll Jan 2024:	417
Total No. of Preferences for Sept 2024:	184
No. of 1 st Preferences for Sept 2024:	59

Admissions Policy

1. Looked after children or previously looked after children.
2. Siblings.
3. Home to school distance (measured in a straight line).

Walmore Hill Primary School

Telephone: 01452 750373
 Email: admin@walmorehill.gloucs.sch.uk
 Website: www.walmorehillschool.co.uk
 Address: Walmore Hill, Minsterworth, Glos GL2 8LA

Category of School:	Primary
Status of School:	Community
Age Range:	4-11
Published Admission Number:	10
No. of pupils on roll Jan 2024:	41
Total No. of Preferences for Sept 2024:	7
No. of 1 st Preferences for Sept 2024:	6

Admissions Policy

1. Looked after children or previously looked after children.
2. Siblings.
3. Home to school distance (measured in a straight line).

Warden Hill Primary School

Telephone: 01242 523827
 Email: admin@wardenhill.gloucs.sch.uk
 Website: www.wardenhill.gloucs.sch.uk
 Address: Durham Close, Warden Hill, Cheltenham, Glos. GL51 3DF

Category of School:	Primary
Status of School:	Foundation
Age Range:	4-11
Published Admission Number:	60
No. of pupils on roll Jan 2024:	422
Total No. of Preferences for Sept 2024:	205
No. of 1 st Preferences for Sept 2024:	59

Admissions Policy

1. Looked after children or previously looked after children.
2. Children who have a sibling attending Warden Hill Primary School and who will continue to do so when the younger child is admitted. A sibling refers to brother or sister, half brother or sister, adopted brother or sister, step brother or sister, or the child of the parent/carer's partner as well as children who are brought together as a family by a same sex civil partnership. In every case, the child must be living in the same family unit at the same address, at the time of application.
3. Children of full or part time salaried members of staff who have been employed at Warden Hill Primary School for two years or more at the time of the application for admission, or of a member of staff recruited more recently to fill a vacant post for which there is a demonstrable skill shortage.
4. Children for whom only one particular school is appropriate due to an exceptional medical condition. Applications under this criterion will only be considered if they are supported by a written statement from the child's doctor. This must demonstrate that there is a very specific connection between the medical need and the facilities or resources of the school concerned.

- Children with the strongest geographical claim, measured in a straight line from the ordnance survey address point of the child's home address (including flats) to the ordnance survey address point of the school, using the Local Authority's computerised measuring system, with those living closer to the school receiving the higher priority.

Tie-Break

Where any particular category at points 1-4 is oversubscribed, criterion 5 (strongest geographical claim based on straight line distance) will be used to determine which child will be offered a place.

In the event of a tie between two or more children when applying criterion 5 (strongest geographical claim based on straight line distance) where there are not enough places available to offer all children a place at the school, a process of random allocation will be followed by the Governing Body.

Supplementary Form Required: See criteria 4 above.

Watermoor C of E Primary School

Telephone: 01285 653817

Email: admin@watermoor.gloucs.sch.uk

Website: www.watermoorps.co.uk

Address: Kingshill Lane, Cirencester, Glos. GL7 1SY

Category of School:	Primary
Status of School:	Academy
Age Range:	4-11
Published Admission Number:	30
No. of pupils on roll Jan 2024:	179
Total No. of Preferences for Sept 2024:	47
No. of 1st Preferences for Sept 2024:	17

Admissions Policy

- Looked after children or previously looked after children.
- Children who have siblings attending the school and who will continue to do so when the younger child is admitted. For this purpose, sibling refers to brother or sister, half brother or sister, adopted brother or sister, step brother or sister, or the child of the parent/carer's partner as well as children who are brought together as a family by a same sex civil partnership. In every case, the child must be living in the same family unit at the same address, at the time of application.
Where a child lives with both parents on a 50/50 (equal) basis, both parents must agree and confirm the pupil's address, which must be the same address as the preference school has registered for the sibling connection to apply. The parents' agreement and application must be made before the closing dates in order for the sibling connection to apply.
- Children who have a parent who is a member of staff at the school and who will continue to do so when the child joins the school roll. A child is defined as a son or daughter, step son or daughter, adopted son or daughter or the child of the parent/carer's partner, and in every case, the child must be living in the same family unit at the same address. A member of staff is defined as anyone who is employed at the school. Priority will be given to children of staff in either or both of the following circumstances: a) where the member of staff has been employed at the school for two or more years at the time at which the application for admission to the school is made; and/or b) the member of staff is recruited to fill a vacant post at the school for which there is a demonstrable skill shortage*
- Children with the strongest geographical claim, measured in a straight line from the Ordnance Survey address point of the child's home address (including flats) to the Ordnance Survey address point of the school, using the Local Authority's computerised measuring system, with those living closer to the school receiving the higher priority.

*At first Board of Trustees meeting of each academic year, the Trust Board will receive information from the CEO about the current subject or skills shortage for the school.

Where any particular category at points 1-3 above is oversubscribed, criterion 4 (strongest geographical claim based on straight line distance) will be used to determine which child is offered a place.

In the event of a tie between two or more children when applying criterion 4 (strongest geographical claim based on straight line distance) where there are not enough places available to offer all children a place at the school, a process of random allocation will be followed by the DGAT. This will be in the form of a manual process which is overseen by an independent person from the Trust Board or its delegated

authority. Where twins or children from multiple births are part of a random allocation process they will be considered as one applicant.

Waterwells Primary Academy

Telephone: 01452 881962

Email: admin@waterwells.academy

Website: www.waterwellsprimaryacademy.org.uk

Address: Boulmer Avenue, Kingsway, Quedgeley, Gloucester GL2 2FX

Category of School:	Primary
Status of School:	Academy
Age Range:	4-11
Published Admission Number:	60
No. of pupils on roll Jan 2024:	352
Total No. of Preferences for Sept 2024:	84
No. of 1 st Preferences for Sept 2024:	31

Admissions Policy

1. Looked after children or previously looked after children.
2. Children who have either medical or social grounds for admission to this school. This evidence must set out the particular reason why the child should attend this school rather than any other and show that this is the only suitable school to meet their stated needs, why no other local school could meet those needs and what the difficulties would be if the child had to attend any other local school.

Parents should complete the Trust's Social and Medical Form (in addition to the CAF), which can be found on the school's website - www.waterwells.academy The Social and Medical Form must be supported by relevant written evidence on letter headed paper from a Doctor, Social Worker or Attendance/Welfare Officer.

The Trust's Social and Medical Form must be submitted directly to the Greenshaw Learning Trust no later than 15 January via email to s.m@greenshawlearningtrust.co.uk or posted to, Head of Admissions, Greenshaw Learning Trust, Oru Sutton, 7 Throwley Way, Sutton SM1 4AF.

Evidence submitted after the closing date will not be considered. Only in exceptional circumstances the Trust may apply discretion to consider evidence submitted after the closing date. It is therefore important that all relevant evidence is submitted at the time of application and should be submitted before the closing date to ensure full consideration.

Applications will be assessed against the evidence and determined as a joint decision of the Greenshaw Learning Trust Head of Admissions and the school's Headteacher.

3. Children of members of staff of the school, where:
 - The member of staff has been employed at Grange Primary Academy for two or more consecutive years at the time at which the application for admission to the school is made; or
 - The member of staff has been recruited to fill a vacant post for which there is a demonstrable skill shortage.
4. Children who will have a sibling at the school at the time of admission. Sibling refers to brother or sister, half brother or sister, adopted brother or sister, foster brother or sister, step brother or sister, or the child of the parent's partner, as well as children who are brought together as a family by a same-sex civil partnership. In every case, the child must be living in the same family unit at the same address, Monday to Friday at the time of the application.
5. Distance. Any remaining places will be offered based on proximity of the child's home address (as at the closing date of 15 January) to the school. Distances will be measured in a straight-line distance using the computerised system as specified by Gloucestershire Council.

The address on the application must be the child's permanent place of residence. The address will normally be the parents' address. It should not be a business or carer's/childminder's address. It should also not be a relative's address unless the child lives at that address as their normal place of residence. Parents must not use a temporarily rented address to secure a school place for their child if

they still possess or rent a property previously used as a home address. Nor will a temporary address be accepted if we believe that the temporary address is being used solely for the purpose of obtaining a school place when an alternative address is still available to that child.

Where a child lives with parents with shared parental responsibility, each for part of a week, the address where the child lives is determined using a joint declaration from the parents stating the pattern of residence. If a child's residence is split equally between both parents, then parents will be asked to determine which residential address should be used for the purpose of admission to school. If no joint declaration is received by the closing date for applications, then if the residence is not split equally between both parents the home address will be determined to be the address where the child spends the majority of the school week; if residence is split equally between both parents the home address will be determined to be the address where the child is registered with the doctor. However, all evidence will be taken into account.

All school admission applications for school places are subject to address checks to ensure school places are allocated fairly and in accordance with published admission arrangements. These checks will be conducted by the home Local Authority. Where a fraudulent address or an address of convenience are found to have been used, the application and any subsequent offer may be withdrawn.

Tie Break: Where two or more applicants share priority for a place, e.g. where two children live equidistant from the school and there is only one place remaining, the child to be offered a place will be selected by the drawing of lots. Lots will be drawn by a senior officer of the Greenshaw Learning Trust Shared Service who is independent of the school's admissions process.

Supplementary Form Required: See criteria 3 above.

Westbury-on-Severn C of E Primary School

Telephone: 01452 760303

Email: admin@westbury-on-severncofe.gloucs.sch.uk

Website: www.westburyceschool.co.uk

Address: The Village, Westbury-on-Severn, Glos. GL14 1PA

Category of School:	Primary
Status of School:	Voluntary Aided
Age Range:	4-11
Published Admission Number:	12
No. of pupils on roll Jan 2024:	64
Total No. of Preferences for Sept 2024:	13
No. of 1st Preferences for Sept 2024:	6

Admissions Policy

1. Looked after children or previously looked after children.
2. Children who have a sibling attending the school and who will continue to do so when the younger child is admitted. We define siblings as a brother or sister, half-brother or half-sister, adopted brother or adopted sister, step-brother or step-sister, or the child of the parent's/carer's partner, and in every case, the child must be living in the same family unit at the same address.
3. Where the family lives in the ecclesiastical parishes of Westbury, Flaxley and Blaisdon. A map showing the ecclesiastical parishes of Westbury, Flaxley and Blaisdon may be viewed at the school office or emailed. It is also available on the school website in the policy section.
4. Where the family though living outside the parishes has active connections with St. Mary, St. Peter & St. Paul Westbury-on-Severn, St. Michael & All Angels Blaisdon and St. Mary the Virgin Church Flaxley. Active connections require regular attendance at the principal act of worship on a Sunday in any of the parish churches of Westbury-on-Severn, Blaisdon or Flaxley at least once a month on average during the two years prior to consideration of this application. The application should be supported by a letter from the minister and should be addressed to the school admissions officer. However, where a family has moved into the area within the two years, consideration will still be given to the application, providing regular attendance at any of the above mentioned parish churches can be verified by a letter from the minister.
In the event that during the period specified for attendance at worship the church, has been closed for public worship and has not provided alternative premises for that worship, the requirements of these admissions arrangements in relation to attendance will only apply to the period when the church or alternative premises have been available for public worship.

5. Where specifically a Church of England School is sought by the parent(s) or guardian(s). The Common Application Form contains a box into which families can express their reasons for specifically seeking a Church of England School. These reasons will be considered as part of the admissions procedure.
6. Children with the strongest geographical claim, measured in a straight line from the Ordnance Survey address point of the child's home address (including flats) to the Ordnance Survey address point of the school, using the Local Authority's computerised measuring system, with those living closer to the school receiving the higher priority.
7. Any remaining places or if the number of places available is exceeded in any category, then available places in that category will be allocated by the Governors in the order of those with the strongest geographical claim measured in a direct line.

Where any particular category at points 1-5 is oversubscribed, criterion 6 (Children with the strongest geographical claim, measured in a straight line from the Ordnance Survey address point of the child's home address (including flats) to the Ordnance Survey address point of the school, using the Local Authority's computerised measuring system, with those living closer to the school receiving the higher priority) will be used to determine which child will be offered a place.

In the event of a tie between two or more children when applying criterion 6 where there are not enough places available to offer all children a place at the school, a process of random allocation will be followed by the Governing Body.

Supplementary Form Required:

Yes - See criteria 4.

Whiteshill Primary School

Telephone: 01453 762949

Email: admin@whiteshill.gloucs.sch.uk

Website: www.whiteshillschool.co.uk

Address: Main Road, Whiteshill, Stroud, Gloucestershire, GL6 6AT

Category of School:	Primary
Status of School:	Academy
Age Range:	4-11
Published Admission Number:	15
No. of pupils on roll Jan 2024:	103
Total No. of Preferences for Sept 2024:	37
No. of 1st Preferences for Sept 2024:	13

Admissions Policy

1. Looked after children or previously looked after children.
2. Children who have siblings attending the school and who will continue to do so when the younger child is admitted. For this purpose, sibling refers to brother or sister, half brother or sister, adopted brother or sister, step brother or sister, or the child of the parent/carer's partner as well as children who are brought together as a family by a same sex civil partnership. In every case, the child must be living in the same family unit at the same address, at the time of application.
Where a child lives with both parents on a 50/50 (equal) basis, both parents must agree and confirm the pupil's address, which must be the same address as the preference school has registered for the sibling connection to apply. The parents' agreement and application must be made before the closing dates in order for the sibling connection to apply.
3. Children who have a parent who is a member of staff at the school and who will continue to do so when the child joins the school roll. A child is defined as a son or daughter, step son or daughter, adopted son or daughter or the child of the parent/carer's partner, and in every case, the child must be living in the same family unit at the same address. A member of staff is defined as anyone who is employed at the school. Priority will be given to children of staff in either or both of the following circumstances: a) where the member of staff has been employed at the school for two or more years at the time at which the application for admission to the school is made; and/or b) the member of staff is recruited to fill a vacant post at the school for which there is a demonstrable skill shortage*
4. Children with the strongest geographical claim, measured in a straight line from the Ordnance Survey address point of the child's home address (including flats) to the Ordnance Survey address point of the school, using the Local Authority's computerised measuring system, with those living closer to the school receiving the higher priority.

*At first Board of Trustees meeting of each academic year, the Trust Board will receive information from the CEO about the current subject or skills shortage for the school.

Where any particular category at points 1-3 above is oversubscribed, criterion 4 (strongest geographical claim based on straight line distance) will be used to determine which child is offered a place.

In the event of a tie between two or more children when applying criterion 4 (strongest geographical claim based on straight line distance) where there are not enough places available to offer all children a place at the school, a process of random allocation will be followed by the DGAT. This will be in the form of a manual process which is overseen by an independent person from the Trust Board or its delegated authority. Where twins or children from multiple births are part of a random allocation process they will be considered as one applicant.

Whitminster Endowed C of E Primary School

Telephone: 01452 740406

Email: admin@whitminstercofe.gloucs.sch.uk

Website: www.whitminstercofe.gloucs.sch.uk

Address: School Lane, Whitminster, Glos GL2 7PJ

Category of School:	Primary
Status of School:	Voluntary Controlled
Age Range:	4-11
Published Admission Number:	15
No. of pupils on roll Jan 2024:	108
Total No. of Preferences for Sept 2024:	39
No. of 1 st Preferences for Sept 2024:	7

Admissions Policy

1. Looked after children or previously looked after children.
2. Siblings.
3. Home to school distance (measured in a straight line).

Widden Primary School

Telephone: 01452 520571

Email: admin@widden.gloucs.sch.uk

Website: www.widdenprimaryschool.net

Address: Sinope Street, Gloucester GL1 4AW

Category of School:	Primary
Status of School:	Academy
Age Range:	4-11
Published Admission Number:	60
No. of pupils on roll Jan 2024:	403
Total No. of Preferences for Sept 2024:	79
No. of 1 st Preferences for Sept 2024:	40

Admissions Policy

1. Looked after children or previously looked after children.
2. Children who have either medical or social grounds for admission to this school. This evidence must set out the particular reason why the child should attend this school rather than any other and show that this is the only suitable school to meet their stated needs, why no other local school could meet those needs and what the difficulties would be if the child had to attend any other local school.

Parents should complete the Trust's Social and Medical Form (in addition to the CAF), which can be found on the school's website - www.widdenprimaryschool.net The Social and Medical Form must be supported by relevant written evidence on letter headed paper from a Doctor, Social Worker or Attendance/Welfare Officer.

The Trust's Social and Medical Form must be submitted directly to the Greenshaw Learning Trust no later than 15 January via email to s.m@greenshawlearningtrust.co.uk or posted to, Head of Admissions, Greenshaw Learning Trust, Oru Sutton, 7 Throwley Way, Sutton SM1 4AF.

Evidence submitted after the closing date will not be considered. Only in exceptional circumstances the Trust may apply discretion to consider evidence submitted after the closing date. It is therefore important that all relevant evidence is submitted at the time of application and should be submitted before the closing date to ensure full consideration.

Applications will be assessed against the evidence and determined as a joint decision of the Greenshaw Learning Trust Head of Admissions and the school's Headteacher.

3. Children of members of staff of the school, where:

- The member of staff has been employed at Grange Primary Academy for two or more consecutive years at the time at which the application for admission to the school is made; or
- The member of staff has been recruited to fill a vacant post for which there is a demonstrable skill shortage.

4. Children who will have a sibling at the school at the time of admission. Sibling refers to brother or sister, half brother or sister, adopted brother or sister, foster brother or sister, step brother or sister, or the child of the parent's partner, as well as children who are brought together as a family by a same-sex civil partnership. In every case, the child must be living in the same family unit at the same address, Monday to Friday at the time of the application.

5. Distance. Any remaining places will be offered based on proximity of the child's home address (as at the closing date of 15 January) to the school. Distances will be measured in a straight-line distance using the computerised system as specified by Gloucestershire Council.

The address on the application must be the child's permanent place of residence. The address will normally be the parents' address. It should not be a business or carer's/childminder's address. It should also not be a relative's address unless the child lives at that address as their normal place of residence. Parents must not use a temporarily rented address to secure a school place for their child if they still possess or rent a property previously used as a home address. Nor will a temporary address be accepted if we believe that the temporary address is being used solely for the purpose of obtaining a school place when an alternative address is still available to that child.

Where a child lives with parents with shared parental responsibility, each for part of a week, the address where the child lives is determined using a joint declaration from the parents stating the pattern of residence. If a child's residence is split equally between both parents, then parents will be asked to determine which residential address should be used for the purpose of admission to school. If no joint declaration is received by the closing date for applications, then if the residence is not split equally between both parents the home address will be determined to be the address where the child spends the majority of the school week; if residence is split equally between both parents the home address will be determined to be the address where the child is registered with the doctor. However, all evidence will be taken into account.

All school admission applications for school places are subject to address checks to ensure school places are allocated fairly and in accordance with published admission arrangements. These checks will be conducted by the home Local Authority. Where a fraudulent address or an address of convenience are found to have been used, the application and any subsequent offer may be withdrawn.

Tie Break: Where two or more applicants share priority for a place, e.g. where two children live equidistant from the school and there is only one place remaining, the child to be offered a place will be selected by the drawing of lots. Lots will be drawn by a senior officer of the Greenshaw Learning Trust Shared Service who is independent of the school's admissions process.

Supplementary Form Required: See criteria 3 above.

Willersey C of E Primary School

Telephone: 01386 852646

Email: admin@willersey.gloucs.sch.uk

Website: www.willerseyschool.org.uk

Address: Church Street, Willersey, Worcs. WR12 7PH

Category of School:	Primary
Status of School:	Voluntary Controlled
Age Range:	4-11
Published Admission Number:	8
No. of pupils on roll Jan 2024:	46
Total No. of Preferences for Sept 2024:	10
No. of 1 st Preferences for Sept 2024:	<5

Admissions Policy

1. Looked after children or previously looked after children.
2. Siblings.
3. Home to school distance (measured in a straight line).

The Willow Primary Academy

Telephone: 01452 526442
 Email: admin@willow.sandmat.uk
 Website: www.willow.sandmat.uk
 Address: Evenlode Road, Tuffley, Gloucester GL4 0JY

Category of School:	Primary
Status of School:	Academy
Age Range:	4-11
Published Admission Number:	30
No. of pupils on roll Jan 2024:	196
Total No. of Preferences for Sept 2024:	57
No. of 1 st Preferences for Sept 2024:	25

Admissions Policy

1. Looked after children or previously looked after children.
2. Children who will have siblings attending the school at the time the applicant child is admitted. For this purpose, sibling refers to brother or sister, half brother or sister, adopted brother or sister, step brother or sister, or the child of the parent/carer's partner as well as children who are brought together as a family by a same sex civil partnership. In every case, the child must be living in the same family unit at the same address, at the time of application.
 Where a child lives with both parents on a 50/50 (equal) basis, both parents must agree and confirm the pupil's address, which must be the same address as the preference school has registered for the sibling connection to apply. The parents' agreement and application must be made before the closing dates in order for the sibling connection to apply.
3. Children with the strongest geographical claim, measured in a straight line from the Ordnance Survey address point of the child's home address (including flats) to the Ordnance Survey address point of the school, using the Local Authority's computerised measuring system, with those living closer to the school receiving the higher priority.

Where any particular category at points 1-2 above is oversubscribed, criterion 3 (strongest geographical claim based on straight line distance) will be used to determine which child is offered a place.

In the event of a tie between two or more children when applying criterion 3 (strongest geographical claim based on straight line distance) where there are not enough places available to offer all children a place at the school, a process of random allocation will be followed by SAND Academies Trust. This will be in the form of a manual process which is overseen by an independent person from the Trust Board. Where twins or children from multiple births are part of a random allocation process, they will be considered as one applicant.

Winchcombe Abbey C of E Primary School

Telephone: 01242 602447
 Email: admin@winchcombe-pri.gloucs.sch.uk
 Website: www.winchcombe-pri.gloucs.sch.uk
 Address: Back Lane, Winchcombe, Cheltenham, Gloucestershire, GL54 5PZ

Category of School:	Primary
Status of School:	Academy
Age Range:	4-11
Published Admission Number:	45
No. of pupils on roll Jan 2024:	291
Total No. of Preferences for Sept 2024:	65
No. of 1 st Preferences for Sept 2024:	49

Admissions Policy

1. Looked after children or previously looked after children.
2. Children who have siblings attending the school and who will continue to do so when the younger child is admitted. For this purpose, sibling refers to brother or sister, half brother or sister, adopted brother or sister, step brother or sister, or the child of the parent/carer's partner as well as children who are brought together as a family by a same sex civil partnership. In every case, the child must be living in the same family unit at the same address, at the time of application.
Where a child lives with both parents on a 50/50 (equal) basis, both parents must agree and confirm the pupil's address, which must be the same address as the preference school has registered for the sibling connection to apply. The parents' agreement and application must be made before the closing dates in order for the sibling connection to apply.
3. Children who have a parent who is a member of staff at the school and who will continue to do so when the child joins the school roll. A child is defined as a son or daughter, step son or daughter, adopted son or daughter or the child of the parent/carer's partner, and in every case, the child must be living in the same family unit at the same address. A member of staff is defined as anyone who is employed at the school. Priority will be given to children of staff in either or both of the following circumstances: a) where the member of staff has been employed at the school for two or more years at the time at which the application for admission to the school is made; and/or b) the member of staff is recruited to fill a vacant post at the school for which there is a demonstrable skill shortage*
4. Children with the strongest geographical claim, measured in a straight line from the Ordnance Survey address point of the child's home address (including flats) to the Ordnance Survey address point of the school, using the Local Authority's computerised measuring system, with those living closer to the school receiving the higher priority.

*At first Board of Trustees meeting of each academic year, the Trust Board will receive information from the CEO about the current subject or skills shortage for the school.

Where any particular category at points 1-3 above is oversubscribed, criterion 4 (strongest geographical claim based on straight line distance) will be used to determine which child is offered a place.

In the event of a tie between two or more children when applying criterion 4 (strongest geographical claim based on straight line distance) where there are not enough places available to offer all children a place at the school, a process of random allocation will be followed by the DGAT. This will be in the form of a manual process which is overseen by an independent person from the Trust Board or its delegated authority. Where twins or children from multiple births are part of a random allocation process they will be considered as one applicant.

Withington C of E Primary School

Telephone: 01242 890349

Email: admin@withington.gloucs.sch.uk

Website: www.withington.gloucs.sch.uk

Address: High St, Withington, Gloucestershire GL54 4BQ

Category of School:	Primary
Status of School:	Voluntary Aided
Age Range:	4-11
Published Admission Number:	6
No. of pupils on roll Jan 2024:	33
Total No. of Preferences for Sept 2024:	7
No. of 1 st Preferences for Sept 2024:	<5

Admissions Policy

1. Looked after children or previously looked after children.

2. Children for whom only this particular school is appropriate due to an exceptional medical condition. Applications under this criterion will only be considered if they are supported at the time of application by a written statement to the Chair of Governors from the child's doctor. This must demonstrate that there is a very specific connection between the medical need and the facilities or resources of the school.
3. Children who have a sibling attending the school and who will continue to do so when the younger child is admitted. (A sibling is a brother or sister, half-brother or half-sister, adopted brother or adopted sister, step-brother or step-sister, or the child of the parent's/carer's partner. The child should be living in the same family unit at the same address.)

In the event of oversubscription in any of the above criterion, places will be allocated to children with the strongest geographical claim, measured in a straight line from the o/s point of the children's home address to the o/s point in the school. The measurement will be taken using the Local Authority's computerised measuring system, with those living closest to the school receiving highest priority.

Having applied the above, in the extremely unlikely event there is still a tie, priority will be given to the child who has the shortest journey to travel by footpath or road. If this distance is the same a further tie-breaker will be used.

Tie-breaker

In the event that two or more children live at the same distance from the school (as can happen with families living in blocks of flats), random allocation, where supervised drawing of lots by an independent responsible person of good standing, will be used to decide which child(ren) will be allocated the remaining place(s).

Supplementary Form Required: See criteria 2 above.

Woodchester Endowed C of E Primary School

Telephone: 01453 872476

Email: admin@woodchester.gloucs.sch.uk

Website: www.woodchester.gloucs.sch.uk

Address: Church Road, North Woodchester, Stroud. GL5 5PD

Category of School:	Primary
Status of School:	Voluntary Aided
Age Range:	4-11
Published Admission Number:	20
No. of pupils on roll Jan 2024:	136
Total No. of Preferences for Sept 2024:	75
No. of 1st Preferences for Sept 2024:	23

Admissions Policy

1. Looked after children or previously looked after children.
2. Sibling. The applicant child has a sibling who already attends the school and will still attend the school when the applicant child would start to attend. Sibling means full, half, step or adoptive brother or sister, or the child of the parent/carer's partner, and in every case the child must be living in the same family unit at the same address.
3. Local residence and Parish worship. Both of the following conditions must be met:
 - Local residence means children of families who live in the ecclesiastical parishes of Woodchester and Selsley, (see the following website for details of the Woodchester Ecclesiastical Parish and Selsley Ecclesiastical Parish).
 - AND
 - A parent of the child has active connections* with St Mary's Church, Woodchester or All Saints Church, Selsley.

In order for an application to be considered under this category, a completed Supplementary Information Form (SIF) must be received by the school office by 8 January 2025.
4. Children of families who live in the ecclesiastical parishes of Woodchester and Selsley. Closest proximity to the school measured in a straight line from the ordnance survey point of the child's home address to the ordnance survey point of the school using the Local Authority's computerised measuring system, with those living closer to the school receiving higher priority. In the event of two or more children living the same distance away from the school, drawing lots will be used as a tie break to determine priority.

5. Children of families who live outside the ecclesiastical parishes of Woodchester and Selsley, and whose parents have active connections* with a Church of England church. In order for an application to be considered under this category, a completed Supplementary Information Form (SIF) must be received by the school office by 8 January 2025.)
6. Children of families who live outside the ecclesiastical parishes of Woodchester and Selsley, and whose parents have active connections* with any other Christian church, being a member of Churches Together in England. In order for an application to be considered under this category, a completed Supplementary Information Form (SIF) must be received by the school office by 8 January 2025.)
7. Children for whom only Woodchester Endowed School is appropriate due to an exceptional medical condition. Applications under this criterion will only be considered if they are supported by a written statement from the child's doctor. This must demonstrate that there is a very specific connection between the medical need and the facilities or resources of this school.
8. Children with the strongest geographical claim. Closest proximity to the school measured in a straight line from the ordnance survey point of the child's home address to the ordnance survey point of the school using the Local Authority's computerised measuring system, with those living closer to the school receiving higher priority. In the event of two or more children living the same distance away from the school, drawing lots will be used as a tie break to determine priority.

In the event of oversubscription within any of categories 1-7 above, proximity as defined in category 8 will be used to determine priority within the relevant category.

*Active connection: is defined as attending regular worship at church. Regular worship is deemed to be attending at least once a month on average during the twelve months prior to consideration of the application. In the event that during the period specified for attendance at worship the church been closed for public worship and has not provided alternative premises for that worship, the requirements of these admissions arrangements in relation to attendance will only apply to the period when the church or alternative premises have been available for public worship.

Supplementary Form Required:	Yes - see criteria 3,5 & 6 above
Available From:	School Administrator
Date to be Returned:	8 January 2025
Where to be Returned:	School office

Woodmancote Primary School

Telephone: 01242 674312

Email: admin@woodmancote.gloucs.sch.uk

Website: www.woodmancoteschool.co.uk

Address: Station Road, Woodmancote, Cheltenham, Gloucestershire, GL52 9HN

Category of School:	Primary School
Status of School:	Community
Age Range:	4-11
Published Admission Number:	60
No. of pupils on roll Jan 2024:	416
Total No. of Preferences for Sept 2024:	185
No. of 1st Preferences for Sept 2024:	64

Admissions Policy

1. Looked after children or previously looked after children.
2. Siblings.
3. Home to school distance (measured in a straight line).

Woodside Primary School

Telephone: 01594 542287

Email: admin@woodside.gloucs.sch.uk

Website: www.woodside.gloucs.sch.uk

Address: Brierley Road, Denehurst, Ruardean Woodside, Glos GL17 9XP

Category of School:	Primary
Status of School:	Community
Age Range:	4-11

Published Admission Number:	17
No. of pupils on roll Jan 2024:	107
Total No. of Preferences for Sept 2024:	27
No. of 1 st Preferences for Sept 2024:	16

Admissions Policy

1. Looked after children or previously looked after children.
2. Siblings.
3. Home to school distance (measured in a straight line).

Woolaston Primary School

Telephone: 01594 529270

Email: admin@woolaston.gloucs.sch.uk

Website: www.woolastonprimary.co.uk

Address: Netherend, Woolaston, Lydney, Gloucestershire, GL15 6PH

Category of School:	Primary School
Status of School:	Community
Age Range:	4-11
Published Admission Number:	30
No. of pupils on roll Jan 2024:	126
Total No. of Preferences for Sept 2024:	44
No. of 1 st Preferences for Sept 2024:	14

Admissions Policy

1. Looked after children or previously looked after children.
2. Siblings.
3. Home to school distance (measured in a straight line).

Yorkley Primary School

Telephone: 01594 562201

Email: admin@yorkley.gloucs.sch.uk

Website: www.yorkleyschool.co.uk

Address: Lydney Road, Yorkley, Lydney, Glos. GL15 4RR

Category of School:	Primary
Status of School:	Community
Age Range:	4-11
Published Admission Number:	25
No. of pupils on roll Jan 2024:	164
Total No. of Preferences for Sept 2024:	68
No. of 1 st Preferences for Sept 2024:	30

Admissions Policy

1. Looked after children or previously looked after children.
2. Siblings.
3. Home to school distance (measured in a straight line).